





Résultats de la compétition
Demi-finales nationales G3 UFOLEP
Perpignan et Cabestany
19 et 20 mai 2018

1. FEMININ NIVEAU4 11-18 ans . SA_DA (individuels)

1.1. Résultats par équipes

	Equipe	Club					Total
1	Villeneuve sur Lot	47--Cercle gymnique villeneuvois	32.9	37.8	37.6	37.0	145.3
2	Gradignan Gymnix	33--Gymnix	32.6	38.5	36.3	36.5	143.9
3	Castelsarrasin	82--Le défi castelsarrasinois	34.0	37.6	35.9	35.5	143.0
4	St Chély	48--Gym club barraban	32.5	34.5	37.0	36.9	140.9
5	Fumel	47--A s gym fumel	33.3	35.9	35.2	34.9	139.3
6	Le bouscat	33--Union Sportive Bouscataise Gym	32.9	37.4	33.3	35.1	138.7
7	Perpignan	66--Uscm	32.4	34.7	35.3	35.3	137.7
8	Muret	31--Le Ralliement	32.7	36.7	32.6	35.5	137.5

1.2. Résultats individuels

	Gymnaste	Equipe	Annee					Total
1	BRIAUMONT EMILIE	St Chély	2004	11.1	12.9	12.7	12.4	49.1
2	BOUGAULT CHLOE	Castelsarrasin	2001	11.8	12.6	12.4	12.2	49.0
3	DE SOUSA REBECCA	Villeneuve sur Lot	2003	11.0	13.0	12.7	12.2	48.9
4	AVRIL ORANE	Villeneuve sur Lot	2003	10.5	12.6	12.5	12.4	48.0
	REYTET LOAN	Gradignan Gymnix	2003	10.4	13.2	12.2	12.2	48.0
6	BORDERE LOLA	Villeneuve sur Lot	2005	11.1	11.9	12.2	11.9	47.1
7	GRAIN MAUD	Fumel	2003	11.3	12.4	11.5	11.8	47.0
8	CARDONA MATHILDE	Castelsarrasin	2001	11.3	12.7	11.6	11.3	46.9
9	CARRIE LOUPIAS NINA	Villeneuve sur Lot	2003	10.8	12.2	11.5	12.3	46.8
10	REDON OTHILIE	Gradignan Gymnix	2001	10.8	11.7	12.0	12.2	46.7
11	BAULARD SARAH	Gradignan Gymnix	2001	10.5	12.7	11.6	11.8	46.6
12	LARNAUDIE VICTOIRE	Le bouscat	2002	10.8	12.7	11.6	11.4	46.5
13	DUBROCA AMELIE	Gradignan Gymnix	2005	11.3	11.0	12.1	12.0	46.4
14	HENNERON MEYLINE	St Chély	2004	10.5	11.1	12.1	12.5	46.2
15	DEFEUILLET EMMA	Muret	2001	10.4	12.4	11.3	11.9	46.0
16	SERRA OXANA	Perpignan	2001	10.6	10.8	12.0	12.3	45.7
17	HIDALGO NINA	Fumel	2000	10.6	11.5	11.9	11.6	45.6
	HENNEBERT MARGAUX	Le bouscat	2006	11.0	12.3	10.4	11.9	45.6
19	DEMARTINI AGNES	Fumel	2001	11.1	11.7	11.8	10.8	45.4
	OLIVAN EMILY	Fumel	2005	10.8	11.7	11.4	11.5	45.4
	GANZA LOLA	Castelsarrasin	2003	10.3	12.3	11.0	11.8	45.4
22	RENAULT CHLOE	Gradignan Gymnix	2001	10.4	12.6	10.2	12.1	45.3
	VANDEVONDELLE CAMILLE	Castelsarrasin	2000	10.7	11.3	11.9	11.4	45.3
24	BRACQ TIFFANY	Muret	2001	10.9	13.1	10.1	11.1	45.2
	CHEYLAC CONSTANCE	Le bouscat	2001	11.1	11.4	10.9	11.8	45.2
26	BELINGUIER LAURA	Muret	2001	10.7	11.2	11.2	11.8	44.9
27	REIGNE ANOUCK	Fumel	2002	10.9	11.8	11.3	10.8	44.8
28	FONTAS VANESSA	Perpignan	2002	10.8	10.8	11.2	11.7	44.5
	MEYNIER LAURA	St Chély	2000	10.6	9.8	12.2	11.9	44.5
30	PRAGOUT EMILIE	Le bouscat	2002	10.5	12.4	10.8	10.7	44.4
31	MOYEMONT FLAVIE	Perpignan	2001	10.7	10.5	10.4	11.3	42.9
32	LARROUDE MARGOT	Muret	2001	11.1	10.6	9.7	11.3	42.7
33	PACULL-VILA CYRIELLE	Perpignan	2003	10.4	11.5	12.1	8.3	42.3
34	PERRET JUSTINE	St Chély	2004	10.8	7.4	11.6	12.0	41.8
35	DORMEGNIES MARION	Muret	2000	10.1	10.1	9.7	11.8	41.7
36	RENARD CAPUCINE	Le bouscat	2005	10.3	11.7	8.8	10.6	41.4

37	ADAM MARIE	Castelsarrasin	2003	10.9	10.7	8.0	11.5	41.1
38	BOUQUET ROMANE	St Chély	2004	9.6	10.5	10.1	10.7	40.9
39	DARBON MARINE	Perpignan	2002	10.9	12.4	9.1	0.0	32.4
40	CLAVERIE ZOE	Villeneuve sur Lot	2004	0.0	0.0	12.4	12.3	24.7

2. FEMININ NIVEAU5 11-15 ans . SA_DA (individuels)

2.1. Résultats par équipes

	Equipe	Club					Total
1	Castelnau le lez	34--GSL34.com - Castelnau le Lez	41.9	47.0	43.0	46.7	178.6
2	Bedarieux	34--Ass club athletique bedaricien gym	42.5	46.1	42.6	47.0	178.2
3	Villeneuve sur Lot	47--Cercle gymnique villeneuvois	43.1	43.5	42.1	45.4	174.1
4	Cabestany	66--Coc gymnastique	42.1	43.7	41.4	46.6	173.8
	St Estève	66--Gym club st esteve	41.8	43.2	42.0	46.8	173.8
6	Salles SC	33--Sporting Club de Salles	41.0	42.4	44.0	45.6	173.0
7	Boucau Tarnos	64--Sics Boucau Tarnos	41.7	44.3	42.1	44.8	172.9
8	Blaye	33--A.L.BLAYE GYM	42.1	41.0	42.5	45.7	171.3
9	Pignan	34--Ass club gym choc	41.6	43.0	41.2	45.4	171.2
10	Bazas	33--Us bazas omnisports	41.3	42.7	41.5	44.5	170.0
11	Bordeaux CAM	33--C A M Bordeaux section gym artistique	41.2	41.0	40.4	43.7	166.3

2.2. Résultats individuels

	Gymnaste	Equipe	Annee					Total
1	CORONES CLÉO	Castelnau le lez	2004	10.3	12.1	11.1	11.9	45.4
2	BONO MARIA JUSTINA	St Estève	2004	10.6	11.9	10.7	12.0	45.2
3	CHERET ELSA	Castelnau le lez	2006	10.9	12.0	10.8	11.4	45.1
4	SCANZI LEONIE	Bedarieux	2002	10.8	11.8	10.3	12.0	44.9
5	GIBAUT INESSA	Castelnau le lez	2004	10.3	12.0	10.8	11.6	44.7
6	BERBITTI NELYA	Villeneuve sur Lot	2005	11.1	11.3	11.1	11.1	44.6
	CADENAT TREBAOL FAUSTINE	Bedarieux	2004	10.6	11.3	11.3	11.4	44.6
8	BOYER PAOLA	Blaye	2003	10.9	10.7	10.8	12.1	44.5
	CUTILLAS ANAELE	Bedarieux	2004	10.6	11.4	10.8	11.7	44.5
10	FLEURANCEAU SARAH	Salles SC	2003	10.6	10.9	11.0	11.6	44.1
11	CHARDON LOANE	Cabestany	2004	10.5	11.6	10.2	11.4	43.7
12	VIGNES MAELYS	Villeneuve sur Lot	2006	10.3	10.7	10.7	11.7	43.4
	FRAGO CELIA	Bazas	2002	10.3	11.2	10.3	11.6	43.4
14	FONTANET MARGAUX	Cabestany	2004	10.3	10.2	10.8	12.0	43.3
	PRADIER ÉMILIE	Castelnau le lez	2005	10.4	10.9	10.3	11.7	43.3
	FARRAUTO FRANCESCA	Pignan	2005	10.5	11.0	9.9	11.9	43.3
17	NOVO LOUNA	Villeneuve sur Lot	2006	11.0	10.6	10.0	11.6	43.2
18	SOLYJAN LISE	Cabestany	2005	10.9	10.7	10.0	11.5	43.1
	FRAGUAS FLORA	Bedarieux	2004	10.5	11.6	9.3	11.7	43.1
	LIAGRE LUCIE	St Estève	2005	10.4	10.6	10.4	11.7	43.1
21	LOMBARD ALYSSE	Salles SC	2003	10.1	10.9	10.8	11.2	43.0
	STAREK SOLENN	Salles SC	2003	10.0	10.4	11.3	11.3	43.0
23	MIOQUE ROMANE	Boucau Tarnos	2005	10.3	11.3	10.8	10.5	42.9
	GOURBEILLE CLARA	Pignan	2003	10.6	10.5	10.4	11.4	42.9
25	LACROUTS LILOU	Boucau Tarnos	2005	10.6	11.1	9.5	11.5	42.7
	VOISIN LOU	Boucau Tarnos	2004	10.6	10.7	9.8	11.6	42.7
	PLOUSEAU-GUEDE INES	Bordeaux CAM	2003	10.3	10.8	10.5	11.1	42.7



	BROCARD CARLA	Bedarieux	2002	10.1	10.8	10.2	11.6	42.7
29	GUIGUEN CAMILLE	Pignan	2004	10.4	10.8	10.2	11.2	42.6
30	LAMOUREUX LEA	Blaye	2003	10.6	10.2	10.4	11.2	42.4
	TEIXIDO ANNA	St Estève	2005	10.3	10.0	10.6	11.5	42.4
32	COTTRET SALOMÉ	Castelnau le lez	2005	10.2	10.8	9.8	11.5	42.3
33	BOURCIER ROMY	Blaye	2002	10.6	10.3	10.9	10.4	42.2
34	ESCALANTE-PINCEMIN MAIA	St Estève	2005	10.5	10.1	10.3	11.2	42.1
35	AVRIL ENORA	Villeneuve sur Lot	2005	10.5	10.5	10.3	10.7	42.0
	PETIT LOLA	Boucau Tarnos	2004	9.4	11.2	10.7	10.7	42.0
37	LUCAS/ TAUPIER LAURA	Bazas	2006	10.4	10.5	9.9	11.1	41.9
	RAVEL ALICE	Salles SC	2003	10.2	10.2	10.1	11.4	41.9
39	RICHARD EMMA	Cabestany	2003	10.0	9.7	10.4	11.7	41.8
	CONJAT LOAN	Boucau Tarnos	2004	10.2	10.3	10.3	11.0	41.8
41	OUATTOU ELYA/SARA	Bazas	2005	10.1	10.0	10.6	10.9	41.6
	EDOLFI CELIA	Blaye	2003	10.0	9.8	10.4	11.4	41.6
43	JOUSSEAUME LALY	Villeneuve sur Lot	2005	10.5	10.9	9.1	11.0	41.5
	SILVA PAULINE	Boucau Tarnos	2003	9.9	10.6	10.3	10.7	41.5
	DE PERRE PETRA	Bordeaux CAM	2004	10.5	8.7	10.7	11.6	41.5
46	GOUGEON HELOISE	Bazas	2005	10.5	9.9	10.1	10.9	41.4
	LEGRAS APOLLINE	Bordeaux CAM	2003	10.4	10.8	9.7	10.5	41.4
	BONAFE PIA	St Estève	2004	9.4	10.5	9.9	11.6	41.4
	DELSOL LOLA	St Estève	2005	10.3	10.2	9.9	11.0	41.4
50	BIAU CHARLOTTE	Cabestany	2004	10.4	11.2	8.4	11.3	41.3
51	CAMPO ENEIS	Bazas	2005	10.0	11.0	9.4	10.8	41.2
52	DELMAS MAËLLE	Pignan	2004	10.1	10.6	10.4	9.8	40.9
53	NEGRI CELIA	Salles SC	2003	8.9	9.9	10.2	11.3	40.3
54	SALVAT ALIZEA	Bazas	2005	10.0	9.0	10.5	10.7	40.2
55	LUCKHAUS NOEMIE	Blaye	2003	9.7	9.1	10.3	11.0	40.1
56	MARLIC MAHE	Cabestany	2004	9.2	10.1	9.5	11.2	40.0
57	ESPEYRAC JULIA	Pignan	2006	9.5	10.6	8.8	10.9	39.8
58	RIUS KENZA	Bedarieux	2004	10.2	8.1	10.1	11.1	39.5
59	LACOUR LAURINE	Salles SC	2004	10.1	7.7	10.9	10.7	39.4
60	GOUEL MARZLOFF MANON	Bordeaux CAM	2005	9.5	9.8	9.5	10.5	39.3
61	SCHEVEIG FAUSTINE *	Cabestany 1 (indiv) (indiv)	2005	10.0	7.1	10.1	11.6	38.8
62	NOEL CAMILLE	Pignan	2005	9.1	0.0	10.2	8.5	27.8
63	SEMPE MARGAUX	Bordeaux CAM	2004	10.0	9.6	0.0	0.0	19.6
64	ANNEREAU CAMILLE	Blaye	2002	0.0	5.7	10.1	0.0	15.8
65	CECOT CHIARA	Villeneuve sur Lot	2005	0.0	0.0	0.0	0.0	0.0
	CABANNE LUCILE	Bordeaux CAM	2003	0.0	0.0	0.0	0.0	0.0

3. FEMININ NIVEAU5 11-18 ans . SA_DA (individuels)

3.1. Résultats par équipes

	Equipe	Club					Total
1	Uzes	30--Club de gymnastique uzetia	42.7	45.1	41.2	47.1	176.1
2	Castelnau le lez	34--GSL34.com - Castelnau le Lez	42.1	44.0	42.8	45.1	174.0
3	Muret	31--Le Ralliement	41.6	43.9	44.0	44.3	173.8
4	Portet sur garonne	31--Portet gym	42.5	44.4	41.8	44.5	173.2
5	Villeneuve sur Lot	47--Cercle gymnique villeneuvois	42.4	43.5	42.4	44.7	173.0
6	Perpignan	66--Uscm	41.6	44.3	42.2	44.5	172.6
7	Cabestany	66--Coc gymnastique	41.8	44.6	40.4	45.1	171.9
8	Le bouscat	33--Union Sportive Bouscataise Gym	40.8	44.0	41.3	45.2	171.3
9	Lormont	33--Club gymnique lormontais	41.9	40.8	42.6	44.4	169.7
10	Salles SC	33--Sporting Club de Salles	40.6	42.8	39.5	45.1	168.0
11	Lafrançaise	82--Judo gym club lafrançaise	41.5	40.4	40.3	43.4	165.6
12	Blaye	33--A.L.BLAYE GYM	42.1	36.4	40.7	42.8	162.0





3.2. Résultats individuels

	Gymnaste	Equipe	Annee					Total
1	GARCIA MARTINEZ LISA	Muret	2003	10.8	11.8	11.2	11.3	45.1
2	BUGAT VALENTINE	Villeneuve sur Lot	2003	10.8	11.2	11.5	11.4	44.9
3	PLANTEVIT PRUNE	Uzes	2005	11.1	11.5	10.3	11.8	44.7
4	DELPierre CARLA	Uzes	2002	10.6	10.9	10.9	11.8	44.2
5	GATEL ROMANE	Portet sur garonne	2002	10.3	11.3	11.2	11.2	44.0
	JURISIC ANOUCHKA	Castelnau le lez	2003	10.9	11.0	10.5	11.6	44.0
	BRUNET ELYNE	Salles SC	2001	10.3	11.6	10.3	11.8	44.0
8	MC GROGAN NINA	Perpignan	2005	10.1	11.3	11.4	11.0	43.8
	PONCET JULIE	Uzes	2003	10.5	11.5	9.9	11.9	43.8
10	GRISONI JULIETTE	Portet sur garonne	2000	10.6	11.9	10.5	10.7	43.7
11	NOLLEVALLE LLORET LAUREN	Cabestany	2001	10.4	11.6	10.2	11.3	43.5
12	TEXEREAU JULIA	Villeneuve sur Lot	2000	10.6	11.1	10.3	11.2	43.2
	RANC AXELLE	Cabestany	2002	10.4	11.2	10.2	11.4	43.2
	BERGIA MATHILDE	Muret	2003	10.2	11.1	10.9	11.0	43.2
	DULAS LESLIE	Salles SC	2002	10.1	11.1	10.7	11.3	43.2
16	DIMUR ARIANE	Uzes	2004	10.5	11.2	9.8	11.6	43.1
17	PAULAIS LOLA	Lormont	2001	10.5	10.5	10.5	11.5	43.0
	TROUSLARD CAMILLE	Le bouscat	2002	10.4	11.1	10.8	10.7	43.0
19	DELMAS MANON	Cabestany	2001	10.7	11.1	9.9	11.1	42.8
	COLOME CHARLOTTE	Muret	2002	9.9	10.8	11.1	11.0	42.8
21	CAILLAUD LEANE	Villeneuve sur Lot	2001	10.6	10.5	10.4	11.2	42.7
	MILLEPIED AUDREY	Lormont	2000	10.7	10.0	10.8	11.2	42.7
	GRISLAIN OMBLINE	Le bouscat	2003	10.2	10.6	10.1	11.8	42.7
24	MORGADO DANIELA	Perpignan	2003	10.3	10.9	10.0	11.4	42.6
25	BEN AMARA LINA	Muret	2003	10.5	10.2	10.8	11.0	42.5
26	FERROLI KRYSYAL	Perpignan	2002	10.9	10.4	10.3	10.8	42.4

	QUINONERO NINON	Uzes	2004	10.1	10.9	10.1	11.3	42.4
28	RISSE ELSA	Villeneuve sur Lot	2003	10.4	10.7	10.2	10.9	42.2
	NAZET COLINE	Castelnau le lez	2001	10.7	10.9	9.6	11.0	42.2
	WIATR LOU	Castelnau le lez	2003	10.2	10.5	11.2	10.3	42.2
31	PENARANDA CHLOE	Cabestany	2000	10.3	10.5	10.1	11.2	42.1
32	SCHMUTZ KILLIANA	Lormont	2001	10.7	10.4	10.6	10.3	42.0
	PECHAUD LUCIE	Portet sur garonne	2001	10.7	11.1	9.9	10.3	42.0
34	PLA JULIE	Perpignan	2002	10.2	10.0	10.4	11.3	41.9
	QUINONERO MARGOT	Uzes	2001	10.4	10.3	9.9	11.3	41.9
36	PETIT CHARLOTTE	Portet sur garonne	2001	10.2	10.1	10.0	11.5	41.8
37	GARCIA AMANDINE	Le bouscat	2004	9.9	11.7	9.9	10.2	41.7
38	BARATE AUDREY	Perpignan	2000	9.9	10.8	10.1	10.7	41.5
	CHINI SOLENE	Cabestany	2000	10.0	10.7	9.8	11.0	41.5
	SUDARA NATACHA	Lormont	2003	9.8	9.6	10.7	11.4	41.5
	SOULIE LUCE	Lafrançaise	2003	10.1	10.6	10.0	10.8	41.5
42	MARTIN THÉANA	Cabestany	2001	9.9	10.5	9.7	11.2	41.3
	PICART MARGOT	Le bouscat	2003	10.0	10.0	9.8	11.5	41.3
44	DEFEUILLET LISA	Muret	2004	10.1	9.3	10.8	10.9	41.1
	DUMORA JUSTINE	Salles SC	2003	10.0	9.9	10.0	11.2	41.1
46	CORDOBA CÉLINE	Castelnau le lez	2001	10.2	8.8	10.7	11.2	40.9
47	SOULA MORGANE	Lafrançaise	2002	10.6	9.6	10.1	10.5	40.8
48	KUMMER BERENICE	Le bouscat	2004	10.2	10.6	8.9	11.0	40.7
49	DARTIER CLARA	Blaye	2001	10.5	8.9	10.4	10.6	40.4
50	TONON ROMANE	Perpignan	1999	10.2	11.3	8.9	9.8	40.2
	GRASSET NOEMIE	Portet sur garonne	2002	10.9	8.1	10.1	11.1	40.2
	PEPIN EMMA	Castelnau le lez	2002	10.3	8.2	10.4	11.3	40.2
53	ELIAERS EVA	Blaye	2000	10.5	9.2	9.5	10.9	40.1
54	VINAL SORENZA	Salles SC	2003	10.2	10.2	8.5	10.8	39.7
	ALLARD FANETTE	Lafrançaise	2001	10.1	10.0	9.9	9.7	39.7
56	VEAUTE PAULINE	Blaye	2001	10.6	9.9	8.5	10.6	39.6
57	THEVENET LAURINE	Portet sur garonne	2002	10.3	9.0	9.5	10.6	39.4
58	DELSOUC JADE	Lafrançaise	2001	10.5	7.5	10.1	11.2	39.3
	LAFAGE LISA	Lafrançaise	2001	10.3	10.2	10.1	8.7	39.3
60	MARTY LOUISE	Salles SC	2003	9.9	9.8	8.3	10.8	38.8
	BOULET FAUSTINE	Le bouscat	2002	9.9	7.5	10.5	10.9	38.8
62	DOMPEYRE ALYSSA	Lafrançaise	2003	9.8	8.4	9.5	10.9	38.6
63	ALLARD LUCIE	Blaye	2003	10.5	6.5	10.3	10.7	38.0
64	ELIAERS JULIE	Blaye	2000	10.4	8.4	9.0	9.8	37.6
65	GIRARDEAU CELIA	Lormont	2001	10.0	9.9	7.1	9.8	36.8
66	NOVARINI CLARICE	Villeneuve sur Lot	2001	10.1	7.4	8.7	10.5	36.7
67	BARIBAUD LUCIE	Muret	2003	10.1	6.9	6.7	10.9	34.6
68	BEAUFAY LUCIE	Lormont	2000	0.0	0.0	9.7	10.0	19.7
69	YPERMAN JADE	Castelnau le lez	2001	0.0	11.6	0.0	0.0	11.6
70	AUBERVAL MARION	Blaye	2001	0.0	0.0	10.5	0.0	10.5

4. FEMININ NIVEAU8 11 + . SA_DA (individuels)

4.1. Résultats par équipes

	Equipe	Club					Total
1	Villeneuve sur Lot	47--Cercle gymnique villeneuvois	35.3	40.1	40.1	41.3	156.8
2	Castelnau le lez 2	34--GSL34.com - Castelnau le Lez	35.9	40.0	38.1	40.6	154.6
3	Portet sur garonne	31--Portet gym	34.5	38.2	38.5	40.2	151.4
4	Blaye	33--A.L.BLAYE GYM	35.4	37.8	36.8	40.9	150.9
5	Perpignan	66--Uscm	35.5	37.4	36.1	37.8	146.8
6	Uzes	30--Club de gymnastique uzetia	33.3	37.1	35.7	38.2	144.3
7	Lanton	33--Body sport lanton	33.1	26.5	38.6	38.0	136.2
8	St Chély	48--Gym club barraban	0.0	0.0	0.0	0.0	0.0





4.2. Résultats individuels

	Gymnaste	Equipe	Annee					Total
1	FORGAC MAELIS	Portet sur garonne	2005	8.9	10.4	9.9	10.3	39.5
2	GUILHEM SARDA LOU ANN	Castelnau le lez 2	2004	9.1	9.9	9.9	10.4	39.3
3	GRIGNY LOU	Villeneuve sur Lot	2004	9.3	9.8	9.9	10.2	39.2
4	BLEAU MARINE	Villeneuve sur Lot	2004	8.9	10.3	10.0	9.9	39.1
5	MARBOUTIN MANON	Villeneuve sur Lot	2005	8.4	10.1	10.0	10.4	38.9
6	POUPEAU SELMA	Villeneuve sur Lot	2003	8.4	9.9	10.0	10.4	38.7
7	COELHO LOANE	Villeneuve sur Lot	2004	8.7	9.8	9.8	10.3	38.6
	BIJOUX MAËLLE LAURE	Castelnau le lez 2	2001	8.5	10.1	10.0	10.0	38.6
9	LAJARRIGE MARINE	Perpignan	2006	9.4	9.4	9.4	9.9	38.1
	VAN DER LINDEN MARAN	Villeneuve sur Lot	2005	8.3	9.5	10.1	10.2	38.1
	CHAMBARAUD LUDIVINE	Blaye	2006	9.1	9.9	8.9	10.2	38.1
	THIVET CHLOE	Blaye	2005	8.5	9.7	9.7	10.2	38.1
13	PIGEAIRE AGATHE	Castelnau le lez 2	2004	8.9	9.7	9.5	9.8	37.9
14	LEFEBVRE ELSA	Lanton	2005	8.8	9.3	10.0	9.7	37.8
15	BARRY CLOE	Perpignan	2004	9.3	9.5	9.3	9.4	37.5
	CHATAIN ELORA	Portet sur garonne	2000	8.4	9.6	9.6	9.9	37.5
17	ZAKI HANA	Blaye	2004	9.3	8.9	8.8	10.4	37.4
18	BERNARDI ANDREA *	Villeneuve sur Lot 1 (indiv) (indiv)	2004	8.7	9.4	9.3	9.9	37.3
19	MONTORO LUNA	Uzes	2005	9.3	9.1	8.8	10.0	37.2
	SANTOIRE LANA	Lanton	2006	8.4	10.2	10.2	8.4	37.2
21	BOU JUSTINE	Castelnau le lez 2	2005	9.1	10.2	7.5	10.3	37.1
22	JALABERT CELIA	Portet sur garonne	2001	8.3	9.2	9.6	9.9	37.0
23	BAEZ AURELIE	Portet sur garonne	1997	8.1	9.0	9.4	10.1	36.6
24	METZGER FLORA	Blaye	2005	8.5	9.3	8.6	10.1	36.5
25	DOBEL MORGANE	Castelnau le lez 2	2004	8.0	9.8	8.7	9.8	36.3
26	GIANGRECO EVA	Uzes	2005	8.6	9.0	9.2	9.4	36.2
27	AUDEF ADELE	Perpignan	2006	8.6	9.4	8.2	9.7	35.9
28	BANO FANNY	Portet sur garonne	2002	8.9	8.7	9.0	9.2	35.8
29	LANCEMENT JADE	Uzes	2005	8.2	9.7	8.7	9.1	35.7
30	DEL COURTE FLORIANE	Castelnau le lez 2	2002	8.8	9.0	7.9	9.9	35.6
31	AUBERT SHERSY	Uzes	2006	7.2	9.3	9.0	9.7	35.2
32	HEISZLER LEA	Perpignan	2004	7.5	9.1	8.8	8.7	34.1
33	HAMANI SOHANE	Perpignan	2004	8.1	8.6	8.3	8.6	33.6




34	ROGER TIFAINÉ	Perpignan	2004	8.2	7.7	8.6	8.8	33.3
35	FRANCOIS ANGELE	Lanton	2003	8.2	2.4	9.8	10.3	30.7
36	FALCAO ELOINE	Lanton	2005	7.7	4.6	8.6	9.6	30.5
37	GRONDIN CLOE	Blaye	2004	0.0	8.6	9.4	10.0	28.0
38	BOYER LENA	Uzes	2006	0.0	8.1	7.1	8.0	23.2
39	BERTHAUD BOANN	Uzes	2006	0.0	0.0	0.0	0.0	0.0
	BECKER LEANE	St Chély	2004	0.0	0.0	0.0	0.0	0.0
	BENOIT ROXANE	St Chély	2002	0.0	0.0	0.0	0.0	0.0
	GRAS OCEANE	St Chély	2004	0.0	0.0	0.0	0.0	0.0
	PAQUIER ILONA	St Chély	2006	0.0	0.0	0.0	0.0	0.0
	PARAN LUCIE	St Chély	2002	0.0	0.0	0.0	0.0	0.0
	LEFEBVRE LEANE	Blaye	2001	0.0	0.0	0.0	0.0	0.0

5. FEMININ NIVEAU2 11 + . SA_DA (individuels)

5.1. Résultats par équipes





	Equipe	Club					Total
1	Lormont	33--Club gymnique lormontais	37.3	36.8	34.1	36.8	145.0
2	Villeneuve sur Lot	47--Cercle gymnique villeneuvois	36.1	32.2	37.0	38.7	144.0
3	Clapiers	34--Gymnastique Artistique Clapieroise	36.1	35.1	32.0	38.3	141.5
4	Castelnau le lez 1	34--GSL34.com - Castelnau le Lez	34.2	35.7	34.0	37.2	141.1

5.2. Résultats individuels





	Gymnaste	Equipe	Annee					Total
1	DESACHY MARION	Clapiers	1997	12.6	12.7	11.2	12.8	49.3
2	BERTET CLARA	Lormont	1997	12.7	12.3	11.7	12.4	49.1
3	BERRIE KELLY	Lormont	2001	12.1	13.2	11.9	11.5	48.7
4	CLAVE MANON	Villeneuve sur Lot	2000	11.7	11.2	12.0	12.9	47.8
5	RICHOMME CAROLINE	Castelnau le lez 1	2000	11.6	12.6	10.8	12.7	47.7
6	DELBERT MELANIE	Villeneuve sur Lot	2001	12.2	9.8	12.7	12.9	47.6
7	LACHAUD LOLA	Clapiers	1996	12.2	11.4	10.7	12.9	47.2
8	LECONTE MAELIS	Lormont	1999	12.5	11.1	10.5	12.9	47.0
9	NABARRETTE LEA	Villeneuve sur Lot	1998	11.3	11.2	10.2	12.9	45.6
10	ANGILELLA AMBRE	Clapiers	2001	11.3	11.0	10.1	12.2	44.6
11	CARREGUES LEA	Villeneuve sur Lot	1998	12.2	9.3	11.3	11.5	44.3
12	CAMU JULIE	Castelnau le lez 1	1996	11.0	10.9	11.0	11.2	44.1
13	FOURNIER LÉA	Castelnau le lez 1	1998	11.6	10.0	10.7	11.3	43.6
14	CLAVERIE CHARLOTTE	Villeneuve sur Lot	2000	10.9	9.3	12.3	10.7	43.2
15	LOZANO GOUPIL JULIETTE	Castelnau le lez 1	1997	0.0	12.2	11.2	12.6	36.0
16	ELHILALI LOPEZ MARIAH	Clapiers	2001	11.2	2.3	9.4	12.6	35.5
17	BEAUCHAMP LAURA	Castelnau le lez 1	1999	0.0	10.3	11.8	11.9	34.0
18	LAMY MORGANE	Lormont	2000	10.4	9.7	10.2	0.0	30.3
19	L'HOSTIS FLORIANE	Lormont	1997	0.0	11.3	9.3	0.0	20.6
20	MULLER CAMILLE *	Castelnau le lez 3 (indiv) (indiv)	1996	0.0	8.8	9.5	0.0	18.3

6. FEMININ NIVEAU7 11 + . SA_DA (individuels)

6.1. Résultats par équipes

	Equipe	Club					Total
1	Villeneuve sur Lot	47--Cercle gymnique villeneuvois	38.2	41.8	41.3	41.6	162.9
2	Portet sur garonne	31--Portet gym	37.3	42.2	40.6	41.9	162.0
3	Castelnau le lez 3	34--GSL34.com - Castelnau le Lez	35.7	42.3	41.2	42.2	161.4
4	Castelnau le lez 1	34--GSL34.com - Castelnau le Lez	36.7	41.5	41.3	41.1	160.6
5	Bernos-beaulac	33--bernos-beaulac	35.7	41.3	41.1	42.1	160.2
6	Muret	31--Le Ralliement	35.4	42.4	40.5	41.1	159.4
7	St Chély	48--Gym club barraban	36.8	39.4	41.2	41.6	159.0
8	Lanton	33--Body sport lanton	38.0	40.7	40.5	39.5	158.7
9	Perpignan	66--Uscm	38.6	40.0	39.1	40.8	158.5
10	Fumel	47--A s gym fumel	0.0	0.0	0.0	0.0	0.0





6.2. Résultats individuels

	Gymnaste	Equipe	Annee					Total
1	LACOMBE ELODIE	Villeneuve sur Lot	2000	9.1	10.7	10.4	10.8	41.0
2	MENIS CLARA	Portet sur garonne	2005	9.2	10.5	10.3	10.8	40.8
	LADET CHARLOTTE	Castelnau le lez 3	2001	9.5	10.5	10.2	10.6	40.8
4	GARY PERRINE	Villeneuve sur Lot	2000	9.4	10.0	10.7	10.5	40.6
	COLIN EVA	Portet sur garonne	2003	9.1	11.0	10.3	10.2	40.6
	RECOULES MAELA	Castelnau le lez 3	2004	8.9	10.8	10.5	10.4	40.6
7	ROSSEL LOLA	Portet sur garonne	2005	9.2	10.5	10.3	10.5	40.5
	LAINTE TEHINA	Bernos-beaulac	2003	9.3	10.3	10.2	10.7	40.5
9	LASSAUX LUCILLE	Bernos-beaulac	2003	9.1	10.6	10.3	10.4	40.4
10	VIDAL MAEVA	Perpignan	2001	9.9	9.9	10.2	10.3	40.3
11	ZEBIDI SANYA	Perpignan	2002	9.7	10.3	10.2	10.0	40.2
	PEROLARI SARAH	Villeneuve sur Lot	2002	10.0	10.2	10.1	9.9	40.2
	ROUBIEU IRINA	Castelnau le lez 1	2005	9.5	10.7	10.0	10.0	40.2
14	BOUSQUET LOLA	Portet sur garonne	2005	9.8	10.2	9.7	10.4	40.1
15	AUMOINE GABRIELLE	Castelnau le lez 1	2004	9.2	10.5	10.4	9.9	40.0
16	PEREIRA AURELIE	Muret	2000	8.3	11.0	10.1	10.5	39.9
	MASSON LEONIE	St Chély	2006	9.5	9.8	10.4	10.2	39.9
18	CUVILLIER FAUSTINE	Muret	2003	8.6	10.6	10.3	10.3	39.8
19	CAYRIER LEA	Villeneuve sur Lot	2003	9.5	10.2	10.0	10.0	39.7
	MELIET MARIE	Villeneuve sur Lot	2002	9.3	10.0	10.1	10.3	39.7
	LEMOINE ANNABEL	Castelnau le lez 1	2004	8.6	10.6	10.5	10.0	39.7
	CHALEIL MORGANE	St Chély	2003	8.7	10.5	10.0	10.5	39.7
23	MANSO KAYTHELINE	Bernos-beaulac	2004	8.8	10.1	10.0	10.5	39.4
24	BORDES CAROLINE	St Chély	2004	9.7	9.2	10.1	10.3	39.3
25	PAILLARD CORALIE	Muret	2006	8.8	9.9	10.3	10.2	39.2
	POURIEL ALISSON	Castelnau le lez 3	2004	8.2	10.6	9.9	10.5	39.2
	SOUPE NOELIE	Bernos-beaulac	2001	7.8	10.3	10.6	10.5	39.2
28	MOREAU BONNAMICH MORGANE	Muret	2006	9.3	10.0	9.8	10.0	39.1
	SOMBIA IV KETSIA	Castelnau le lez 3	2004	8.9	10.4	9.7	10.1	39.1
	ROY ADÈLE	Castelnau le lez 1	2004	9.0	9.5	10.2	10.4	39.1
	FOURCADE CHARLOTTE	St Chély	2006	8.0	9.9	10.7	10.5	39.1



32	DA CRUZ FERNANDES ANNA	Lanton	2004	8.9	10.1	9.9	10.1	39.0
	MORAND-TREVILLE LOANE	Lanton	2005	8.8	10.3	10.0	9.9	39.0
34	FRANCHETTO MANON	Villeneuve sur Lot	2005	8.9	10.7	9.5	9.7	38.8
	HERICHER JADE	Muret	2004	8.7	10.8	9.2	10.1	38.8
36	DE ASCENSAO PAULINE	Perpignan	2001	9.1	9.7	9.8	10.1	38.7
	LAFRAGUETA CLARA	Lanton	2004	10.0	9.2	10.1	9.4	38.7
38	CHABANON LILOU	Castelnau le lez 1	2000	8.8	9.4	10.2	10.2	38.6
39	RAYNAUD AMANDINE	Castelnau le lez 1	2004	9.0	9.7	9.2	10.5	38.4
	LE TREUT ALIONA	Lanton	2003	9.9	9.3	10.2	9.0	38.4
41	RODRIGUES MANON	Lanton	2001	9.2	10.0	10.2	8.9	38.3
42	BOUILLET MELINA	Lanton	2001	8.0	10.3	9.8	10.1	38.2
43	COSTA GOMES SOPHIE	Perpignan	2002	9.9	8.9	8.9	10.3	38.0
44	SCHARFFE CLARA	Muret	2004	8.6	9.5	9.6	9.9	37.6
45	JOVER REBECCA	Castelnau le lez 3	2002	8.4	8.8	10.2	10.1	37.5
	DELASSIS ONAËLL	Bernos-beaulac	2003	8.1	9.8	9.6	10.0	37.5
47	ARROUASSE PAULINE	Perpignan	2004	8.6	10.1	8.8	9.8	37.3
48	PLA CAMILLE	Perpignan	2002	8.9	9.7	8.3	10.1	37.0
	DACHICOURT DOÏNA	St Chély	2002	8.9	7.8	10.0	10.3	37.0
50	SORBET AURE	Portet sur garonne	2005	8.5	8.5	9.1	10.0	36.1
51	DEFROCOURT CHRISTALE	St Chély	2006	8.1	8.0	9.2	10.0	35.3
52	FIGUES ALEXIA	Bernos-beaulac	2000	8.5	6.8	9.5	10.4	35.2
53	LAFFARGUE MARIE	Castelnau le lez 3	2003	0.0	10.4	10.3	10.7	31.4
54	MASSIAS LISA	Portet sur garonne	2005	0.0	0.0	0.0	0.0	0.0
	BAJON AGAPE	Fumel	2002	0.0	0.0	0.0	0.0	0.0
	COURTOIS INES	Fumel	2004	0.0	0.0	0.0	0.0	0.0
	DARTIGUELONGUE AXELLE	Fumel	2005	0.0	0.0	0.0	0.0	0.0
	DELALANDE ERIN	Fumel	2003	0.0	0.0	0.0	0.0	0.0
	FELICITE SHANELLE	Fumel	2005	0.0	0.0	0.0	0.0	0.0
	MELEIRO NINA	Fumel	2003	0.0	0.0	0.0	0.0	0.0

7. FEMININ NIVEAU1 11 + . SA_DA (individuels)

7.1. Résultats par équipes

	Equipe	Club					Total
1	Castelnau le lez	34--GSL34.com - Castelnau le Lez	37.7	40.3	39.2	40.6	157.8
2	Cabestany	66--Coc gymnastique	37.1	37.6	36.6	39.2	150.5
3	Fumel	47--A s gym fumel	37.7	33.8	37.8	37.7	147.0
4	Portet sur garonne	31--Portet gym	36.7	37.0	36.1	36.0	145.8







7.2. Résultats individuels

	Gymnaste	Equipe	Annee					Total
1	BARREDO LAURA	Castelnau le lez	1998	13.8	14.2	13.4	13.6	55.0
2	NGANGUE SALOME	Castelnau le lez	1998	11.9	12.9	13.3	13.6	51.7
3	PONGA ROSETTE CASSANDRA	Cabestany	2002	12.6	13.4	12.2	12.5	50.7
4	CHOUABE LUCIE	Fumel	1998	12.7	12.7	12.3	12.8	50.5
5	FAURE JUSTINE	Portet sur garonne	1995	12.7	12.5	11.9	13.0	50.1
6	CICALESE ELISE	Castelnau le lez	2004	12.0	13.2	10.6	13.4	49.2
7	ZEMZAMI CHAIMAA	Cabestany	1995	12.1	10.9	12.6	13.0	48.6
8	BUZONIE LISA	Fumel	1994	12.6	10.2	13.0	12.5	48.3
9	FONSECA PAULINE	Fumel	2000	12.4	10.9	12.5	12.4	48.2
10	AVRILLAUD JADE	Portet sur garonne	2002	11.7	12.1	11.7	12.6	48.1
11	LESAGE MARINE	Cabestany	1996	12.4	10.8	11.8	12.9	47.9
12	MAILLARD LAETITIA	Cabestany	1985	11.9	8.5	11.7	13.3	45.4
13	PRAS LEANE	Portet sur garonne	2001	11.2	10.7	9.7	10.4	42.0
14	OUIDIR ORLY	Portet sur garonne	1997	12.3	12.4	12.5	0.0	37.2
15	PEREZ LAETITIA	Castelnau le lez	1996	0.0	10.8	12.5	13.0	36.3
16	HAMMA MAYSSAN	Castelnau le lez	2002	0.0	8.5	10.3	13.4	32.2
17	DJEFFAL ELISA	Portet sur garonne	2002	10.9	0.0	10.1	10.2	31.2
18	DAGES MELANIE	Cabestany	1994	0.0	13.3	0.0	0.0	13.3
19	DE FARIA LEA	Fumel	1998	0.0	0.0	0.0	0.0	0.0







Résultats de la compétition
Demi-finales nationales G3 UFOLEP
Perpignan et Cabestany
19 et 20 mai 2018

1. MASCULIN NIVEAU4 11 + . SA_DA (individuels)

1.1. Résultats par équipes





	Equipe	Club							Total
1	St Aignan Gd Lieu	44--Association Loisirs Culture de St Aignan de Grand Lieu	35.2	32.5	35.5	35.3	37.9	33.0	209.4
2	Chateauroux	36--ASPTT GYM	34.0	34.5	36.7	33.9	37.4	31.7	208.2
3	Muret	31--Le Ralliement	35.0	32.5	34.9	33.3	38.3	33.5	207.5
4	Tours GC	37--Tours Gymnastique Club	33.8	32.2	36.1	33.2	36.4	31.8	203.5
5	Castelsarrasin	82--Le défi castelsarrasinois	35.8	29.1	34.6	33.6	35.9	34.4	203.4
6	Clermont ferrand	63--Clermont st-jacques gymnastique	35.4	32.3	33.7	32.2	35.9	33.5	203.0
7	Perpignan	66--Uscm	30.3	29.5	30.6	31.3	34.7	31.2	187.6

1.2. Résultats individuels


	Gymnaste	Equipe	Anne e							Total
1	SIMON NICOLAS	Chateauroux	2000	11.1	11.0	12.8	11.0	12.6	12.5	71.0
2	BISCARO RICHARD	Muret	1997	12.1	10.8	12.1	11.0	12.9	12.0	70.9
	CORBEL ANTHONY	St Aignan Gd Lieu	1987	11.4	10.7	12.3	12.7	12.6	11.2	70.9
4	GRONDIN NICKY	St Aignan Gd Lieu	1994	11.7	11.4	10.5	11.5	12.8	12.2	70.1
5	CORVAISIER BENJAMIN	Chateauroux	2000	12.1	11.9	12.0	12.0	12.2	9.5	69.7
6	LE MEVEL ALEXANDRE	Muret	1999	11.4	11.1	11.2	11.3	12.6	11.9	69.5
7	DEPONT BERTRAND	Tours GC	1986	11.5	10.5	12.4	10.7	12.9	10.8	68.8
8	DIRAT CLEMENT	Castelsarrasin	2000	12.1	10.1	11.1	11.5	12.0	11.2	68.0
9	BERTHET ALEXIS	Chateauroux	1987	10.8	11.6	11.9	10.9	12.6	9.7	67.5
10	LENOIR LUCAS	Castelsarrasin	1996	11.9	10.1	12.1	11.0	11.7	10.6	67.4
11	TALON XAVIER	Clermont ferrand	1983	10.2	10.5	11.7	10.4	12.2	12.3	67.3
12	RAMAHANDRIARIVELO CYRIL	Clermont ferrand	1987	11.9	11.3	11.0	11.3	12.0	9.4	66.9
13	PERRODEAU BASTIEN	St Aignan Gd Lieu	1997	12.1	9.9	11.8	11.1	12.5	8.8	66.2
14	RABASEDA ALEXANDRE	Clermont ferrand	1997	11.8	10.1	11.0	10.3	11.7	11.1	66.0
15	RIVALLAND QUENTIN	Muret	1998	11.5	9.3	11.6	10.7	12.8	9.6	65.5
16	ZAJEWSKA DENIS	Tours GC	2000	9.3	11.2	11.7	10.9	12.2	9.9	65.2
17	PAGLIAI AXEL	Castelsarrasin	2001	11.8	8.9	11.4	10.9	12.2	9.9	65.1
18	CLOUET MATTHIEU	Perpignan	2000	11.9	11.3	8.5	10.4	11.2	11.3	64.6
19	GUEUX DAVID	Clermont ferrand	1998	11.2	10.5	9.6	10.5	11.3	10.1	63.2
20	ARNOUX SIMEON	Clermont ferrand	2001	11.7	10.3	10.0	10.2	11.0	9.4	62.6
	TURBAULT ETIENNE	Tours GC	1999	11.3	8.5	11.3	11.2	10.7	9.6	62.6
22	ZAJEWSKA CEDRIC	Tours GC	1998	6.7	10.5	12.0	10.5	11.3	11.1	62.1
23	CORBARIEU LUCAS	Muret	1999	9.7	10.6	8.8	11.0	12.6	8.8	61.5
24	TURBAULT ANTOINE	Tours GC	1999	11.0	8.5	10.0	11.1	11.1	9.7	61.4
25	DEMOULIN VICTOR	Perpignan	2002	8.7	7.9	10.2	10.5	12.0	10.1	59.4
26	DUBERNARD MATTHIEU	Perpignan	2000	9.7	7.0	11.9	10.4	10.5	9.8	59.3
27	FERNANDEZ DAMIEN	Castelsarrasin	1998	9.8	4.4	10.5	11.1	10.4	12.6	58.8
28	COUCHELLOU VALENTIN	St Aignan Gd Lieu	1997	0.0	10.4	11.4	10.3	11.9	9.6	53.6
29	WEISS CODY	Chateauroux	1999	8.2	4.6	8.5	10.5	11.1	7.9	50.8
30	CLOUET BRUNO	Perpignan	1966	0.0	10.3	0.0	0.0	11.5	0.0	21.8

2. MASCULIN NIVEAU3 11 + . SA_DA (individuels)

2.1. Résultats par équipes







	Equipe	Club							Total
1	Tours GC	37--Tours Gymnastique Club	35.5	28.6	35.5	34.8	36.8	32.3	203.5
2	Castelnau le lez	34--GSL34.com - Castelnau le Lez	32.5	29.1	34.4	37.0	33.5	33.1	199.6
3	Clermont ferrand	63--Clermont st- jacques gymnastique	34.5	22.4	34.1	35.0	34.6	33.9	194.5
4	Lafrançaise	82--Judo gym club lafrançaise	34.3	25.3	33.0	34.1	32.1	30.9	189.7

2.2. Résultats individuels







	Gymnaste	Equipe	Anne e							Total
1	DOUSSAT PHILIPPE	Tours GC	1973	12.0	11.5	12.8	11.5	12.5	11.1	71.4
2	JOLLET CORENTIN	Tours GC	1999	12.9	9.2	12.7	12.1	12.2	8.8	67.9
3	AUZON CAPE MAXIME	Clermont ferrand	1990	12.8	8.4	10.8	11.8	12.2	11.3	67.3
4	FILMOTTE TIMOTHE	Lafrançaise	2006	9.1	9.7	10.6	11.1	11.5	12.1	64.1
5	DARMAYAN CHRISTOPHE	Castelnau le lez	1995	0.0	12.2	13.3	12.0	11.1	12.9	61.5
6	AUGER SIMON	Clermont ferrand	1992	9.4	5.2	11.7	11.8	11.7	11.4	61.2
7	SALAGNAC VINCENT	Tours GC	1996	8.4	7.3	10.0	11.2	12.1	11.2	60.2
8	BEGUE FLORIAN	Castelnau le lez	1995	12.9	2.1	10.8	13.2	11.3	9.8	60.1
9	VARENNE SEBASTIEN	Clermont ferrand	1997	12.3	7.9	10.6	11.4	10.7	7.0	59.9
10	FILMOTTE ADRIEN	Lafrançaise	1999	10.2	7.7	10.7	11.7	9.7	9.5	59.5
11	DAVID THÉO	Lafrançaise	2001	11.8	6.1	11.7	11.2	10.9	7.5	59.2
12	MARTIN THÉODORE	Castelnau le lez	2004	10.2	4.1	10.3	11.8	10.4	10.4	57.2
13	GAUDIN DAVID	Tours GC	1991	7.3	7.8	10.0	10.5	10.1	10.0	55.7
14	TORRES UNAÏ	Castelnau le lez	2002	9.4	6.2	9.8	11.7	9.2	9.0	55.3
15	BUISSON ANTOINE	Lafrançaise	1998	8.9	7.9	8.0	11.2	9.3	9.3	54.6
16	MAGLIOCCA MARIUS	Castelnau le lez	2001	8.1	10.7	10.1	11.3	11.1	0.0	51.3
17	TURIC NICOLAS	Tours GC	1998	10.6	7.9	9.7	0.0	10.6	7.4	46.2
18	CHAPUS CEDRIC	Clermont ferrand	1977	0.0	6.1	11.6	0.0	10.2	11.2	39.1
19	WEISS RODICK	Lafrançaise	2002	12.3	0.0	0.0	11.0	0.0	8.2	31.5

3. MASCULIN NIVEAU3 11-18 ans . SA_DA (individuels)

3.1. Résultats par équipes







	Equipe	Club							Total
1	Castelnau le lez	34--GSL34.com - Castelnau le Lez	33.9	35.1	35.2	36.1	37.7	32.5	210.5
2	Lormont	33--Club gymnique lormontais	35.8	23.2	36.7	35.1	34.2	31.1	196.1

3.2. Résultats individuels







	Gymnaste	Equipe	Anne e							Total
1	MARQUES OSCAR	Castelnau le lez	2002	12.8	13.1	12.8	12.8	12.9	12.0	76.4
2	BERTRAND NICOLAS	Castelnau le lez	2003	11.1	12.3	11.9	12.1	12.7	11.0	71.1
3	TERRADE YANN	Lormont	2000	12.5	6.5	12.0	11.9	12.5	12.4	67.8
4	SCHMUTZ LYRIANN	Lormont	2002	11.5	5.4	12.6	12.2	11.4	11.5	64.6
5	PRADIER VINCENT	Castelnau le lez	1999	10.0	9.7	10.4	11.2	12.1	9.5	62.9
6	SAUVESTRE THIBAUT	Lormont	2000	8.1	8.9	10.3	10.5	10.3	6.6	54.7
7	URVAL YANIS	Lormont	2001	11.8	7.8	12.1	11.0	0.0	7.2	49.9
8	SCHNEIDER FLORIAN	Castelnau le lez	1999	0.0	3.9	10.5	0.0	9.0	8.7	32.1
9	YOUNG TRISTAN	Lormont	2001	0.0	0.0	0.0	0.0	0.0	0.0	0.0
	LAFONT MARTIN	Castelnau le lez	2001	0.0	0.0	0.0	0.0	0.0	0.0	0.0

4. MASCULIN NIVEAU5 11 + . SA_DA (individuels)

4.1. Résultats par équipes







	Equipe	Club							Total
1	Muret	31--Le Ralliement	38.3	40.7	40.7	41.7	39.5	40.0	240.9
2	Chateauroux	36--ASPTT GYM	38.8	39.9	43.2	40.4	37.5	38.0	237.8
3	Bléré	37--Session Gymnastique Artistique Bléré Val de Cher	35.9	32.4	29.7	40.4	37.9	25.9	202.2

4.2. Résultats individuels







	Gymnaste	Equipe	Année							Total
1	CARRET TOM	Chateauroux	1999	10.6	10.5	11.4	10.7	10.3	10.4	63.9
2	GAILLOCHON MATTEO	Chateauroux	2002	9.4	10.6	10.9	10.1	10.5	10.7	62.2
3	GUICHARD VICTOR	Muret	2003	9.2	10.9	10.5	10.2	10.5	10.5	61.8
4	FARBOS MELVIN	Muret	2004	10.6	9.9	10.6	10.7	9.9	9.6	61.3
5	LESAUNIER NATHAN	Muret	2005	10.0	10.1	10.3	10.4	8.9	9.7	59.4
6	WALCZAK THEO	Muret	2004	8.3	9.8	9.2	10.4	10.2	10.2	58.1
7	CONCHON CELESTIN	Chateauroux	2005	10.3	10.0	10.7	9.7	8.8	7.9	57.4
8	LEON ANTONIN	Bléré	2003	8.7	8.9	9.6	9.9	10.0	8.9	56.0
9	INTSABY NICOLAS	Bléré	2001	9.4	9.3	10.3	10.1	8.9	7.7	55.7
10	MOREL ENZO	Chateauroux	2005	8.5	8.8	10.2	9.9	7.9	9.0	54.3
	MUNOS MAXIME	Bléré	2003	9.3	5.8	9.8	10.5	9.6	9.3	54.3
12	CORBARIEU YAN	Muret	2004	8.5	8.4	9.3	10.1	7.6	7.8	51.7
13	HERVET ERIC	Bléré	1980	8.5	8.4	0.0	9.9	9.4	0.0	36.2
14	MAURO ALEXIS	Muret	2002	0.0	0.0	0.0	0.0	0.0	0.0	0.0
	BIGNOLAIS ROMAN	Chateauroux	1997	0.0	0.0	0.0	0.0	0.0	0.0	0.0
	GIL THEO	Chateauroux	2000	0.0	0.0	0.0	0.0	0.0	0.0	0.0
	RAVARD MAËL	Bléré	2000	0.0	0.0	0.0	0.0	0.0	0.0	0.0
	SAINTAGNE GUILLAUME	Bléré	2000	0.0	0.0	0.0	0.0	0.0	0.0	0.0

5. MASCULIN NIVEAU6 11 + . SA_DA (individuels)

5.1. Résultats par équipes

	Equipe	Club							Total
1	Lafrançaise	82--Judo gym club lafrançaise	42.2	37.3	42.5	36.4	40.1	37.8	236.3
2	Perpignan	66--Uscm	26.9	26.8	31.9	29.8	29.7	25.7	170.8

5.2. Résultats individuels







	Gymnaste	Equipe	Année							Total
1	DELBREIL WILLIAM	Lafrançaise	2002	10.4	10.3	10.6	9.7	9.8	9.8	60.6
2	RISCHARD THIBAUT	Lafrançaise	2002	10.8	9.1	10.7	9.0	10.1	9.6	59.3
3	MOHAMED BOULEKBACHI ADIL	Perpignan	2004	8.9	10.0	10.6	10.9	10.0	8.4	58.8
4	LISACK MAEL	Lafrançaise	2003	10.3	9.6	10.7	8.6	10.1	9.3	58.6
5	VERDIER VALENTIN	Lafrançaise	2004	10.7	8.3	10.5	9.1	10.1	9.1	57.8
6	JOYEUX BOUILLON EVANN	Perpignan	2006	9.2	8.5	10.5	9.1	9.7	9.3	56.3
7	LACOUR CHAUVRY ALEXIAN	Perpignan	2004	8.8	8.3	10.8	9.8	10.0	8.0	55.7
8	MAFFRE TOM	Perpignan	2005	0.0	0.0	0.0	0.0	0.0	0.0	0.0
	OLLIE LUCAS	Perpignan	2001	0.0	0.0	0.0	0.0	0.0	0.0	0.0
	PRUNI TOM	Lafrançaise	2004	0.0	0.0	0.0	0.0	0.0	0.0	0.0

6. MASCULIN NIVEAU2 11 + . SA_DA (individuels)

6.1. Résultats par équipes

	Equipe	Club							Total
1	Castelnau le lez	34--GSL34.com - Castelnau le Lez	33.8	34.9	38.2	40.0	34.4	35.9	217.2

6.2. Résultats individuels

	Gymnaste	Equipe	Anne e							Total
1	CHABAUD MAIEUL	Castelnau le lez	1998	11.1	10.4	13.4	13.1	11.3	13.9	73.2
	ROUX MATHIEU	Castelnau le lez	1993	11.4	12.6	12.8	13.7	12.1	10.6	73.2
3	JAMET THOMAS *	Tours GC 1 (indiv) (indiv)	1995	13.7	10.0	11.4	13.2	10.8	12.3	71.4
4	PRECLOUX MATYS	Castelnau le lez	2001	11.3	11.9	11.7	13.2	10.6	11.4	70.1
5	PREVAULT FLORIAN	Castelnau le lez	2003	10.8	6.7	12.0	11.6	11.0	0.0	52.1

Résultats de la compétition
Demi-finales nationales G3 UFOLEP
Perpignan et Cabestany
19 et 20 mai 2018

1. MASCULIN NIVEAU4 11-18 ans . SA_DA (individuels)

1.1. Résultats par équipes

	Equipe	Club							Total
1	Muret	31--Le Ralliement	34.7	35.9	32.1	35.9	34.3	32.8	205.7
2	Uzes	30--Club de gymnastique uzetia	34.3	34.9	30.4	33.5	34.7	34.1	201.9
3	La cantalienne	15--La cantalienne	35.8	34.6	31.9	32.9	34.2	32.4	201.8
4	Volvic	63--Volvic	30.2	28.7	32.7	33.6	36.0	30.4	191.6
5	Castelnau le lez	34--GSL34.com - Castelnau le Lez	30.8	32.7	30.1	32.5	35.9	27.8	189.8
6	Vendome	41--US VENDOME	32.4	33.2	22.6	32.9	31.3	31.1	183.5
7	Tours GC	37--Tours Gymnastique Club	29.3	31.0	25.5	31.1	33.1	27.4	177.4
8	Mazamet	81--L'hautpouloise	29.6	34.2	25.1	32.2	25.0	24.2	170.3
9	Vigneux de bretagne	44--Amicale gymnique la paquelais vigneux de bretagne (agpv)	28.6	31.5	22.7	31.5	26.9	26.1	167.3
10	Thiers	63--Ste gymnastique la thiernoise	0.0	0.0	0.0	0.0	0.0	0.0	0.0

1.2. Résultats individuels

	Gymnaste	Equipe	Annee							Total
1	DEL SOUC JULES	La cantalienne	2001	11.9	12.1	11.9	11.2	12.5	12.6	72.2
2	GALIANA MATHIS	Muret	2002	12.2	11.8	11.7	12.3	10.3	12.1	70.4
3	HERAULT YOANN	Vendome	2000	12.1	11.9	10.5	11.1	10.9	12.6	69.1
4	SOGLIA ENZO	Muret	2002	11.1	12.2	10.2	12.5	11.9	10.7	68.6
5	PITTMAN SAMUEL *	Villeneuve sur Lot 1 (indiv) (indiv)	2002	12.3	10.3	9.7	12.0	11.8	12.2	68.3
6	LARCHER REMI	Muret	2003	11.4	11.9	10.2	11.1	12.1	10.0	66.7
7	HURARD SIMON	Uzes	2003	9.6	11.9	10.2	11.3	11.6	11.8	66.4
8	DURAND GUILLAUME	La cantalienne	2001	11.4	11.5	10.5	10.8	11.5	10.5	66.2
9	BUISSON TOMMY	Volvic	2003	11.1	11.2	9.8	11.3	12.4	9.6	65.4
10	RIVAUD MAXIME	Uzes	2003	11.3	11.1	9.3	11.2	11.5	10.7	65.1
11	HENNERON MILAN	Uzes	2006	11.3	9.2	10.2	11.0	11.6	11.6	64.9
12	BELIARD ANTOINE	Castelnau le lez	2004	10.9	11.5	10.8	10.5	11.9	9.2	64.8
13	DANTIGNY TRISTAN	Uzes	2000	11.7	11.9	10.0	10.5	10.2	10.3	64.6
14	REBEIX AURELIEN	Volvic	2002	11.1	7.8	11.9	11.0	12.6	10.0	64.4
15	PENNARD LÉO	Tours GC	2001	9.0	11.1	11.4	10.7	12.0	10.1	64.3
16	BONAL SYLVAIN	La cantalienne	2004	12.5	11.0	9.5	10.9	10.2	9.3	63.4
17	RIVIERE LUCAS	Castelnau le lez	2006	10.0	10.0	9.3	11.7	11.8	9.8	62.6
18	HERBELIN CLEMENT	Volvic	2002	8.0	9.7	11.0	11.3	11.0	10.8	61.8
19	BABY SACHA	Castelnau le lez	2005	9.9	10.1	10.0	10.3	12.2	8.8	61.3
20	CLEMENTE LOUIS	Tours GC	2004	10.1	11.2	7.3	10.4	11.9	9.9	60.8
21	AYOUL ELOUEN	Vigneux de bretagne	2003	9.7	10.4	9.2	11.1	8.8	9.8	59.0
22	PERROUIN HOEL	Vigneux de bretagne	2003	9.7	11.6	8.1	10.6	10.0	8.6	58.6
23	PEREZ GAUTHIER	Mazamet	2002	9.2	11.3	9.8	11.2	8.5	8.4	58.4
24	FUENTES JORYS	Mazamet	2002	10.3	10.9	8.8	10.7	8.4	8.8	57.9
25	SEGURA THIBAUT	Vendome	2003	8.6	10.6	8.9	10.8	11.2	7.6	57.7
26	VIDAL AUBIN	Mazamet	1999	10.1	12.0	6.5	10.3	8.1	7.0	54.0
27	DARMAYAN GRÉGOR Y	Castelnau le lez	2005	7.9	11.1	8.1	10.2	7.6	7.7	52.6
28	TUQUET MATEO	Uzes	2003	10.4	8.4	7.8	11.0	8.2	6.5	52.3
29	SOËTE ANTONIN	Vendome	2004	10.5	9.2	3.2	10.4	9.2	9.5	52.0
30	CHERIOUX THOMAS	Tours GC	2001	10.2	7.6	6.8	10.0	9.2	7.4	51.2
31	MUNOZ JOHAN	La cantalienne	2006	9.8	8.5	7.0	10.0	6.4	8.5	50.2

32	GRANGER LOUIS	Vendome	2002	9.8	10.7	2.4	11.0	7.1	9.0	50.0
33	MAILLARD-JARNOUX ELOUAN	Vigneux de bretagne	2003	9.2	9.1	5.4	9.0	6.8	7.7	47.2
34	CLEMMINCK TITOUAN	Vigneux de bretagne	2003	8.9	9.5	1.7	9.8	8.1	6.7	44.7
35	LAVERGNE RAPHAËL	Castelnau le lez	2004	7.2	9.4	5.1	9.8	7.3	4.9	43.7
36	LAMBERT VICTOR	Vigneux de bretagne	2003	8.6	9.2	0.0	9.8	6.7	6.3	40.6
37	OUVRARD TIMEO	Tours GC	2004	4.5	7.1	2.7	9.8	8.9	6.6	39.6
38	CHOMAT NIELS	Tours GC	2004	7.8	8.7	5.0	9.0	6.9	1.8	39.2
39	ALARCON JEAN	Mazamet	2004	0.0	0.0	0.0	0.0	0.0	0.0	0.0
	PAREDES THOMAS	Mazamet	2006	0.0	0.0	0.0	0.0	0.0	0.0	0.0
	WASER VIRGILE	Muret	2002	0.0	0.0	0.0	0.0	0.0	0.0	0.0
	GEORGET KILIAN	Thiers	2004	0.0	0.0	0.0	0.0	0.0	0.0	0.0
	GOUTTE ELIE	Thiers	2001	0.0	0.0	0.0	0.0	0.0	0.0	0.0
	LAPLACE LOUIS	Thiers	2001	0.0	0.0	0.0	0.0	0.0	0.0	0.0
	THUEL CHASSAIGNE PIERRE	Thiers	2004	0.0	0.0	0.0	0.0	0.0	0.0	0.0
	KLEPPER VICTOR	Volvic	1999	0.0	0.0	0.0	0.0	0.0	0.0	0.0
	MEYLEU MARIUS	Volvic	2002	0.0	0.0	0.0	0.0	0.0	0.0	0.0




Résultats de la compétition
Demi-finales nationales G3 UFOLEP
Perpignan et Cabestany
19 et 20 mai 2018

1. FEMININ NIVEAU3 11 + . SA_DA (individuels)

1.1. Résultats par équipes

	Equipe	Club					Total
1	Biarritz	64--Equilibre Biarritz	37.0	32.7	38.7	39.2	147.6
2	Le bouscat	33--Union Sportive Bouscataise Gym	34.6	36.9	37.1	37.7	146.3
3	Bagnols sur cèze	30--Bagnols sur Cèze	35.8	36.7	37.6	35.8	145.9
4	Gradignan Gymnix	33--Gymnix	33.4	37.8	36.9	37.0	145.1
5	Perpignan	66--Uscm	34.2	37.4	36.2	36.2	144.0
6	Auch	32--Auch	34.0	36.3	37.8	35.4	143.5
7	Bazas	33--Us bazas omnisports	33.1	36.4	36.3	36.7	142.5
8	Muret 1	31--Le Ralliement	32.6	34.0	38.4	37.4	142.4
9	Muret 2	31--Le Ralliement	33.9	37.3	34.9	35.9	142.0
10	Cabestany	66--Coc gymnastique	32.1	35.4	36.5	35.7	139.7
11	Blanquefort	33--Entente sportive blanquefort	33.4	31.2	33.9	33.1	131.6


1.2. Résultats individuels

	Gymnaste	Equipe	Annee					Total
1	KOPO EDELIN	Le bouscat	1998	12.6	12.3	12.9	13.0	50.8
2	MORRISH CHARLIE	Bagnols sur cèze	2000	12.5	12.6	12.5	12.8	50.4
3	ALCANTARA JENNY	Biarritz	2000	12.4	11.7	12.8	12.8	49.7
4	LEPELTIER SOPHIE	Bagnols sur cèze	2001	12.2	12.3	12.7	12.1	49.3
5	SAJAS FANNY	Auch	2000	11.5	12.7	13.0	11.8	49.0
6	ESCOLAR ELENA	Biarritz	2004	12.8	10.0	12.6	13.5	48.9
7	THOMAS SASHA	Muret 1	2000	11.3	12.8	12.2	12.5	48.8
8	BOULAT CHLOE	Gradignan Gymnix	1995	10.8	12.9	12.4	12.5	48.6
9	LARQUEY NAIS	Cabestany	1999	10.7	12.2	12.9	12.2	48.0
	BLANC FLAVY	Muret 2	2003	11.0	12.3	11.9	12.8	48.0
	BRUNEL JADE	Biarritz	1994	11.8	10.2	13.1	12.9	48.0
12	ROUGE ANNETTE SOPHIE	Perpignan	1995	11.9	13.3	11.3	11.3	47.8
	ALQUIER NINA	Le bouscat	2000	11.1	12.1	12.0	12.6	47.8
14	ROUX LUCE	Gradignan Gymnix	2000	11.4	12.0	12.3	11.8	47.5
15	BELZUNCES MELISSA	Muret 1	2001	11.0	10.1	13.2	13.0	47.3
	FRAYSSINET LUDIVINE	Gradignan Gymnix	1992	11.0	12.2	12.2	11.9	47.3
	LAPRIE MALLAURY	Bazas	1996	11.2	12.5	11.4	12.2	47.3
18	DALEME CELIA	Muret 2	1998	11.5	13.0	11.1	11.6	47.2
	LAPORTE LUCIE	Auch	2001	11.6	12.3	10.8	12.5	47.2
20	RONCERO MARINE	Perpignan	2000	11.2	11.4	12.1	11.9	46.6
	JOUSSAUME ALYSSA	Le bouscat	2005	10.9	11.9	11.7	12.1	46.6
22	VOSSEN MIEK	Perpignan	1991	10.5	12.1	11.7	12.2	46.5
	DE GABORY SIXTINE	Le bouscat	2004	10.4	12.5	12.2	11.4	46.5
	GONZALEZ XANA	Biarritz	2005	10.8	10.1	12.8	12.8	46.5
25	DURROUX MALOU	Gradignan Gymnix	1995	11.0	10.5	12.1	12.6	46.2
	GILLE AMANDINE	Bazas	2001	10.9	10.3	12.8	12.2	46.2
27	LAURET EVE MARIE	Biarritz	1990	10.5	10.8	12.4	12.3	46.0
28	MIGLIAVACCA LOUNA	Muret 1	1999	10.3	11.0	12.4	11.9	45.6
29	MAYONNADE MAEVA	Bazas	2002	11.0	10.0	12.1	12.3	45.4
30	GHILBERT MARIE	Auch	1998	10.9	10.0	13.2	11.1	45.2
31	FRANCES JADE	Perpignan	1999	11.1	12.0	10.9	11.0	45.0
32	LATREILLE ASSIA	Cabestany	2002	10.5	10.2	12.4	11.6	44.7
33	ESPITALIER MARGOT	Muret 2	2004	11.4	9.7	11.8	11.5	44.4

	ACOSTA LENA	Bagnols sur cèze	2004	10.9	11.8	10.8	10.9	44.4
35	RUIZ MANON	Perpignan	1998	9.8	10.0	12.4	12.1	44.3
	FRAGO LAURA	Bazas	2002	10.5	12.1	10.4	11.3	44.3
	LIEGEOIS CAMILLE	Bagnols sur cèze	1995	10.6	10.8	12.4	10.5	44.3
38	PENAUD CHLOE	Blanquefort	1999	11.6	12.0	9.8	10.5	43.9
39	CARN MELISSA	Cabestany	2003	10.9	10.7	10.0	11.9	43.5
40	BACQUE MAELLE	Auch	2003	10.2	11.3	11.6	10.2	43.3
41	DUPIOL CAROLINE	Bazas	2002	10.1	11.8	10.0	11.3	43.2
	VERNE MARISSA	Blanquefort	1999	11.1	8.7	12.2	11.2	43.2
43	FOUCHE LOUISE	Muret 1	1999	10.0	10.2	12.8	10.0	43.0
44	RAMAMBASON JULIE	Cabestany	2000	10.4	10.4	11.2	10.8	42.8
45	GIRALDA AMANDINE	Blanquefort	2001	10.7	8.0	9.7	10.9	39.3
	GUINAMANT MAEVA	Blanquefort	2001	10.7	8.0	9.9	10.7	39.3
47	GIRAUD LAURIE	Blanquefort	1991	0.0	10.5	11.8	11.0	33.3
48	LABURTHE LORENE	Gradignan Gymnix	1999	0.0	12.7	10.8	0.0	23.5
49	RATE LAURINE	Muret 2	1991	0.0	12.0	11.2	0.0	23.2
50	SISQUEILLE CHLOE	Cabestany	2002	0.0	12.5	9.9	0.0	22.4
51	MALGOIRE JUSTINE	Bagnols sur cèze	1998	11.1	8.1	0.0	0.0	19.2
52	JALLET AUGUSTE ALICE	Le bouscat	2004	0.0	0.0	0.0	0.0	0.0

2. FEMININ NIVEAU4 11 + . SA_DA (individuels)

2.1. Résultats par équipes

	Equipe	Club					Total
1	Muret	31--Le Ralliement	32.3	37.8	36.0	36.9	143.0
2	Envol Aquitaine	33--Envol d aquitaine	32.1	36.4	36.0	37.1	141.6
3	Cabestany 1	66--Coc gymnastique	32.6	35.6	36.8	36.4	141.4
4	Villeneuve sur Lot	47--Cercle gymnique villeneuvois	31.6	35.5	34.8	37.7	139.6
5	Lafrançaise	82--Judo gym club lafrançaise	32.8	34.5	36.2	35.3	138.8
6	Gradignan Gymnix	33--Gymnix	32.0	35.4	35.1	36.1	138.6
7	Perpignan	66--Uscm	32.1	35.1	34.8	36.5	138.5
8	Boucau Tarnos 2	64--Sics Boucau Tarnos	31.0	35.4	35.0	35.5	136.9
9	Blanquefort	33--Entente sportive blanquefort	31.7	33.5	34.7	36.7	136.6
	Mende	48--Atout Sport Mendois	31.5	33.5	36.7	34.9	136.6
11	Laverune	34--Gymnastique foyer rural laverune	32.0	32.7	35.0	35.0	134.7
12	Cabestany 2	66--Coc gymnastique	30.2	32.5	34.6	31.9	129.2
13	Boucau Tarnos 1	64--Sics Boucau Tarnos	30.8	33.6	33.3	30.1	127.8
14	Castelsarrasin	82--Le défi castelsarrasinois	30.2	30.1	32.7	34.1	127.1




2.2. Résultats individuels

	Gymnaste	Equipe	Annee					Total
1	FORESTIER NOLWENN	Envol Aquitaine	1996	11.1	12.7	12.6	12.6	49.0
2	RUVIRA CELIA	Muret	2004	10.3	12.3	12.8	12.5	47.9
3	DEMAILLE SEVERINE	Perpignan	1989	10.7	12.2	12.6	12.3	47.8
4	AMET ALIXE	Muret	2001	11.0	12.5	11.4	12.5	47.4
5	TIGNOL ELISA	Villeneuve sur Lot	1987	11.3	11.8	11.6	12.5	47.2
6	DUBUC SANDY	Envol Aquitaine	1990	10.5	11.9	12.6	12.0	47.0
7	BATTISTI ANDREA	Boucau Tarnos 2	1998	10.7	12.5	11.5	12.1	46.8
8	CASCARRA LOU	Gradignan Gymnix	1999	10.5	12.3	11.7	12.1	46.6
9	ANGE CHLOE	Lafrançaise	2000	11.1	10.6	12.4	12.2	46.3
10	MOLINO CHARLINE	Muret	2002	10.7	13.0	11.2	11.2	46.1
11	BERTRAND PASCALE	Gradignan Gymnix	1990	11.0	11.4	11.7	11.9	46.0
	SANCHEZ SOLENE	Blanquefort	2001	11.0	11.4	11.2	12.4	46.0
13	MASSOU LAURE	Villeneuve sur Lot	1991	10.3	11.6	11.5	12.3	45.7
	ARRIGONI MAHAUT	Cabestany 1	2002	10.8	11.8	11.3	11.8	45.7
	COSTES CLEMENCE	Lafrançaise	2003	10.7	12.3	11.6	11.1	45.7
16	GARCIA ESTELLE	Cabestany 1	2002	10.9	11.0	12.7	11.0	45.6
	GILLES CLAIRE	Cabestany 1	1997	10.1	11.3	12.3	11.9	45.6
	GOUEDARD CLARA	Cabestany 1	2005	10.7	12.2	10.0	12.7	45.6
19	CHAMBON JESSICA	Villeneuve sur Lot	1991	9.8	12.1	11.7	11.9	45.5
20	GARRA ELISE	Boucau Tarnos 2	1995	10.0	11.6	11.7	12.1	45.4
	CAVIGNAC JULIETTE	Gradignan Gymnix	2002	10.5	11.7	11.3	11.9	45.4
	CROUZET LAURIE	Laverune	2001	10.6	10.8	11.9	12.1	45.4
23	CHARNI AMANDINE	Envol Aquitaine	1995	10.5	11.8	10.7	12.3	45.3
24	BAUMELLE MANON	Mende	2000	10.3	10.6	12.2	12.0	45.1
	TERRIER AMBRINE	Lafrançaise	2002	11.0	10.9	11.2	12.0	45.1




26	ROBERT DUBOIS CAMILLE	Mende	2004	10.7	11.3	11.8	11.2	45.0
27	BOUCHER SANDY	Villeneuve sur Lot	1998	10.0	11.4	10.5	12.9	44.8
	PRADIER CHARLENE	Laverune	1990	10.2	11.4	11.8	11.4	44.8
29	BOUTET JULIE	Mende	2001	10.5	11.6	11.5	11.1	44.7
30	DUMONT AMANDINE	Boucau Tarnos 2	1992	10.3	11.2	11.8	11.3	44.6
	GUET MELANIE	Blanquefort	1997	10.4	10.8	12.0	11.4	44.6
32	VIDAL SALOME	Muret	1998	10.0	10.8	11.8	11.9	44.5
33	FOURSAC ERIKA	Cabestany 1	1996	10.9	11.6	11.8	10.1	44.4
34	SANCHEZ ENORA	Blanquefort	1997	10.3	10.9	10.9	12.2	44.3
35	VARAEZ NADEGE	Perpignan	1999	11.0	12.0	8.9	12.3	44.2
	CABIROL ROXANE	Envol Aquitaine	1996	10.1	11.1	10.8	12.2	44.2
37	THERON MARGAUX	Lafrançaise	1997	10.5	11.3	12.0	10.3	44.1
38	MILIAN CELIA	Laverune	1995	10.7	10.5	11.3	11.5	44.0
39	CASSAN CHLOE	Perpignan	1997	10.4	10.7	10.9	11.9	43.9
40	CHATARD FEDOUL SOLEA	Muret	1999	10.6	10.9	11.2	10.8	43.5
41	SEGUINEAU MANON	Perpignan	1998	10.3	10.1	11.3	11.6	43.3
	HERINGUEZ CHLOE	Cabestany 2	1999	10.6	10.7	11.3	10.7	43.3
43	GARCERIES OCEANE	Cabestany 2	2001	9.6	11.7	12.2	9.0	42.5
44	ETCHEBERRY AUDREY	Boucau Tarnos 2	1994	10.0	11.3	11.1	10.0	42.4
45	PROUILHAC PAULINE	Gradignan Gymnix	1999	10.4	11.1	10.6	10.0	42.1
46	CAILLIARD JADE	Castelsarrasin	2000	10.0	10.9	9.1	12.0	42.0
47	SERDANE RACHEL	Perpignan	2000	9.9	10.9	9.1	11.9	41.8
48	THOURON LEA	Boucau Tarnos 1	1997	10.6	11.0	10.7	9.3	41.6
49	FOURNIER ELISE	Mende	2000	9.9	9.2	10.6	11.7	41.4
50	NADI SAOUSSAN	Castelsarrasin	1999	10.2	10.7	10.1	10.3	41.3
51	GILLON CAMILLE	Boucau Tarnos 1	1992	9.7	9.8	11.8	9.8	41.1
52	GUILLELM KASSANDRA	Laverune	2003	10.7	8.0	11.3	10.5	40.5
53	SAN BAUDELIO MATHILDE	Boucau Tarnos 1	2000	9.6	11.2	9.4	10.0	40.2
54	VEGA ESTHER	Boucau Tarnos 1	2000	10.0	11.4	10.8	7.9	40.1
55	BLANC ROSIE	Mende	2003	10.1	7.3	12.7	9.5	39.6
56	NEVEJANS SALOME	Cabestany 2	2000	10.0	10.1	9.7	9.7	39.5
57	BOISSONNADE CAMILLE	Cabestany 2	2000	9.4	6.5	11.1	11.5	38.5
58	COMBALBERT EMMA	Lafrançaise	1999	9.7	6.5	11.8	10.2	38.2
59	VALMARY FANNY	Castelsarrasin	2000	10.0	4.5	11.8	11.8	38.1
60	CARTILLON LISA	Boucau Tarnos 1	1998	10.2	7.5	7.6	10.3	35.6
61	BARREY JULIE	Blanquefort	1998	0.0	11.2	11.5	12.1	34.8
62	MEFLAH MAYCA	Castelsarrasin	2003	9.5	8.1	6.6	8.7	32.9
63	DINGER DILANA	Gradignan Gymnix	2000	0.0	9.0	11.7	12.1	32.8
64	FERKAL MORGANE	Envol Aquitaine	1999	9.5	0.0	10.7	12.2	32.4
65	OLIVIE MATHILDE	Castelsarrasin	1999	0.0	8.5	10.8	10.1	29.4
66	CARRICO ALEXIA	Cabestany 2	1998	9.6	0.0	6.9	0.0	16.5
67	GINDRE ROSALIE	Villeneuve sur Lot	1995	0.0	0.0	0.0	0.0	0.0
	PRADELS JUSTINE	Laverune	1995	0.0	0.0	0.0	0.0	0.0

3. FEMININ NIVEAU6 11-18 ans . SA_DA (individuels)

3.1. Résultats par équipes

	Equipe	Club					Total
1	Marvejols	48--Gymnastique sportive marvejolaise	44.1	44.2	43.1	46.3	177.7
2	St Chély	48--Gym club barraban	43.5	44.0	43.6	46.0	177.1
3	Montpellier MUC	34--MUC GYM	43.1	41.6	42.9	44.7	172.3
4	Muret 2	31--Le Ralliement	43.8	43.8	41.1	43.3	172.0
5	Castelnau le lez	34--GSL34.com - Castelnau le Lez	41.9	44.6	41.7	43.7	171.9
6	Mazamet	81--L'hautpouloise	42.0	43.9	41.2	43.4	170.5
7	Gradignan Gymnix	33--Gymnix	42.0	42.4	41.3	44.7	170.4
8	Fumel	47--A s gym fumel	42.3	41.3	42.1	44.4	170.1
9	Le bouscat	33--Union Sportive Bouscataise Gym	42.3	40.9	41.6	44.5	169.3




3.2. Résultats individuels

	Gymnaste	Equipe	Annee					Total
1	MALLET JULIE	St Chély	2005	11.2	11.4	11.0	11.8	45.4
2	OULABBI SALMA	Marvejols	2002	11.3	11.4	10.9	11.7	45.3
3	VOINIER PRUNE	Fumel	1999	10.8	11.4	11.7	11.3	45.2
4	BERNARD MICHEL CAMILLE	Castelnau le lez	2002	10.9	11.3	11.1	11.4	44.7
	MAZEL LAURA	St Chély	2005	11.2	11.3	10.3	11.9	44.7
6	ASSIE ALICE	Montpellier MUC	2002	11.1	11.0	11.0	11.3	44.4
7	BOYER AGATHE	Marvejols	2005	11.0	11.2	10.1	11.7	44.0
8	REBOUX MAJDA	Mazamet	2001	10.6	11.6	10.6	11.1	43.9
9	MUNUERA MARINE	Marvejols	2003	10.8	11.2	10.6	11.0	43.6
10	BURLAUD ELISE	Fumel	2003	11.3	10.0	11.2	11.0	43.5
11	AMBERT CARLYNE	St Chély	2002	10.7	10.8	11.1	10.6	43.2
12	GRONDIN CHARLIE	Muret 2	2002	11.0	11.0	10.2	10.9	43.1
	BRUNET EMILIE	St Chély	2006	10.1	10.5	11.0	11.5	43.1
	PERRET EMMA	Marvejols	2004	11.0	9.7	11.1	11.3	43.1
	POREE MARGUERITE	Le bouscat	2003	10.8	10.5	10.2	11.6	43.1
16	MERCADIER LAURIE	Muret 2	2001	11.2	10.4	10.6	10.8	43.0
	BOYER GARANCE	Montpellier MUC	2002	10.8	10.6	10.7	10.9	43.0
18	HALHAL CELIA	Mazamet	2003	10.5	10.9	11.1	10.2	42.7
19	ANDUJAR EDEN	Montpellier MUC	2001	11.1	9.6	10.2	11.6	42.5
20	FONTAINE LOUISE	Gradignan Gymnix	2002	10.3	11.0	10.0	11.0	42.3
	FOUREL MAELLE	Gradignan Gymnix	2001	10.5	11.0	10.3	10.5	42.3
22	MEULEMEESTER AMELIA	Mazamet	2003	10.9	10.6	9.6	11.1	42.2
23	MULLER AMMA	Castelnau le lez	2002	11.0	10.8	9.2	11.0	42.0
	BEAUVAIS NOÉMIE	Montpellier MUC	2003	10.1	10.0	11.0	10.9	42.0
25	KALB LEA	Gradignan Gymnix	2002	10.4	10.3	10.0	11.2	41.9
26	ZAGO LAURA	Muret 2	2003	11.0	11.0	9.7	10.1	41.8
27	OLIVAN JOY	Fumel	2001	10.0	11.3	9.4	11.0	41.7
28	LAROCHE CLEMENCE	Le bouscat	2003	10.6	10.3	10.6	10.1	41.6
29	LAMBERT ELODIE	Muret 2	2002	10.6	11.3	8.7	10.8	41.4
	GOURGUES LUNA	Le bouscat	2004	10.4	10.2	9.9	10.9	41.4
31	GOUT MARIE	Castelnau le lez	2000	9.4	10.8	10.3	10.7	41.2
32	GOUT JULIA	Castelnau le lez	2000	10.0	11.2	9.2	10.6	41.0





33	REBOUX HELENA	Mazamet	2004	10.0	10.0	9.9	11.0	40.9
34	CAZIN LÉONIE	Montpellier MUC	2003	9.8	10.0	10.2	10.8	40.8
35	TRICOCHÉ SOLENE	Muret 2	2004	10.1	10.4	9.4	10.8	40.7
36	GRATIANNETTE-GOIN MARGOT	Gradignan Gymnix	2005	10.1	10.1	9.6	10.3	40.1
	ROBIN LEANE	Le bouscat	2004	9.5	8.9	10.6	11.1	40.1
38	BRANZI BOSCO CARLA	Castelnau le lez	2002	9.8	10.3	11.1	8.8	40.0
39	MULLIEZ CAMILLE	Le bouscat	2003	10.5	9.9	10.2	9.3	39.9
40	TAFER INES	Castelnau le lez	2004	10.0	11.3	8.9	9.6	39.8
41	LORETTE JEANNE	St Chély	2000	10.4	10.1	10.5	8.7	39.7
	RAYNAL LISA	Marvejols	2005	9.9	8.4	10.5	10.9	39.7
43	DUMOULIN AMANDINE	Gradignan Gymnix	2003	10.8	7.7	9.8	11.2	39.5
	BECART NINA	Le bouscat	2002	9.0	9.6	10.0	10.9	39.5
45	BLONDEL CHLOE	Mazamet	2002	8.9	10.8	9.2	9.3	38.2
46	LEMAIRE ALEXIA	Gradignan Gymnix	2000	10.1	5.6	11.0	11.3	38.0
	BONNET ADELIE	St Chély	2003	9.0	9.7	8.5	10.8	38.0
48	POUMEYROL LENA	Fumel	2001	10.2	6.3	9.8	11.1	37.4
49	PEZRON ANOUCK	Fumel	2002	9.2	8.6	8.8	10.1	36.7
50	SALAS EVA	Mazamet	2001	9.3	9.5	7.7	8.5	35.0
51	COCHET LIBERTE	Marvejols	2004	0.0	10.4	10.2	11.6	32.2
52	ARGOUL LEONIE	Muret 2	2003	9.7	10.5	10.6	-0.29	30.5
53	DAUMIERES MELINA	Fumel	2004	0.0	0.0	0.0	0.0	0.0
	GARCIA ALEXIA	Montpellier MUC	2000	0.0	0.0	0.0	0.0	0.0

4. FEMININ NIVEAU4 11-15 ans . SA_DA (individuels)

4.1. Résultats par équipes

	Equipe	Club					Total
1	Biarritz	64--Equilibre Biarritz	33.3	37.8	36.8	38.0	145.9
2	Castelnau le lez	34--GSI34.com - Castelnau le Lez	32.2	38.3	37.0	36.4	143.9
3	Perpignan	66--Uscm	33.8	37.8	34.7	35.9	142.2
4	Le Pian Medoc	33--A S Le Pian Medoc Gymnastique Trampoline	32.1	37.5	34.7	37.0	141.3
5	Villeneuve sur Lot	47--Cercle gymnique villeneuvois	32.7	35.7	33.3	35.2	136.9
6	Clapiers	34--Gymnastique Artistique Clapieroise	32.3	36.0	33.1	35.2	136.6
7	Castelsarrasin	82--Le défi castelsarrasinois	31.0	36.3	31.6	34.5	133.4





4.2. Résultats individuels

	Gymnaste	Equipe	Annee					Total
1	BRIAULT AINES	Biarritz	2005	11.2	12.3	12.4	13.0	48.9
2	NOYER EMILIE	Castelnau le lez	2005	11.0	13.0	12.4	12.1	48.5
3	CILLARD BENQUET LILI	Biarritz	2002	11.1	12.4	12.2	12.4	48.1
4	LEBLANC ILYONA	Perpignan	2005	11.4	12.4	12.4	11.5	47.7
5	BEAUME MANON	Le Pian Medoc	2002	10.9	13.0	11.0	12.6	47.5
6	ESCOLAR CLARA	Biarritz	2003	11.0	13.1	11.9	11.1	47.1
	RENARD VIOLETTE	Biarritz	2004	10.0	12.3	12.2	12.6	47.1
8	FONTAS NOEMIE	Perpignan	2005	10.2	12.8	11.7	12.1	46.8
	DULOU ANAÏS	Castelnau le lez	2004	9.3	12.8	12.1	12.6	46.8
10	POIREE CORALINE	Le Pian Medoc	2003	11.0	11.7	12.0	11.8	46.5
11	VILLEGAS LÉANE	Clapiers	2005	10.8	12.1	12.1	11.2	46.2
12	UCHER JUSTINE	Villeneuve sur Lot	2005	10.8	12.0	11.3	11.9	46.0
13	TORRE AMELIE	Perpignan	2006	11.3	12.1	10.6	11.9	45.9
	AMAT MANON	Castelnau le lez	2004	10.3	12.4	12.4	10.8	45.9
15	FOUKANI ANNA	Castelnau le lez	2004	10.9	12.5	10.7	11.7	45.8
16	DELZENNE CLEA	Le Pian Medoc	2004	10.1	11.2	11.7	12.4	45.4
17	VERDELHAN EMMA	Clapiers	2004	10.4	12.6	10.5	11.8	45.3
18	MEYNARD CLEMENTINE	Villeneuve sur Lot	2006	10.9	12.1	10.6	11.5	45.1
19	BEAUME MORGAN	Le Pian Medoc	2003	10.2	12.4	10.3	12.0	44.9
20	ROUSSEAU JADE	Perpignan	2005	11.1	12.0	9.7	11.9	44.7
	POUJADE BERTRAND MAËVA	Castelnau le lez	2004	10.1	11.0	12.2	11.4	44.7
	LANEUSE KRYSTEL	Biarritz	2002	10.2	11.0	11.6	11.9	44.7
23	LIMBERGER KIMBERLY	Castelsarrasin	2003	10.3	12.6	9.9	11.8	44.6
24	SALVADORI JADE	Castelsarrasin	2004	10.3	11.7	10.4	11.7	44.1
25	FRANCHETTO SOLENN	Villeneuve sur Lot	2005	11.0	11.5	9.7	11.8	44.0
26	MC GROGAN ZOE	Perpignan	2005	10.2	12.6	10.6	10.5	43.9
	POLATO OPHELIE	Castelsarrasin	2002	10.2	11.8	10.9	11.0	43.9
28	SERY AMELIE	Villeneuve sur Lot	2005	10.4	11.6	10.2	11.2	43.4
29	HAMEAU JULIE	Villeneuve sur Lot	2004	9.9	11.0	11.4	11.0	43.3
30	GHAZZI LEA	Castelsarrasin	2003	10.2	11.9	10.3	10.6	43.0
	TRICAUD LAETITIA	Clapiers	2003	11.1	11.3	8.4	12.2	43.0
32	CLOITRE CAMILLE	Clapiers	2003	10.3	11.1	10.5	10.1	42.0

33	EL BARAKA KAOUTAR	Castelsarrasin	2003	10.4	11.6	8.4	10.7	41.1
34	MACE GARCIA JULIA	Le Pian Medoc	2002	9.9	12.1	8.1	9.3	39.4
35	LHOSTE NOÉE	Clapiers	2004	9.9	6.4	9.7	10.2	36.2

5. FEMININ NIVEAU6 11-15 ans . SA_DA (individuels)

5.1. Résultats par équipes

	Equipe	Club					Total
1	Clapiers	34--Gymnastique Artistique Clapieroise	41.9	43.8	44.8	45.4	175.9
2	Bordeaux CAM	33--C A M Bordeaux section gym artistique	42.5	42.2	43.2	44.8	172.7
3	Perpignan	66--Uscm	41.9	43.2	41.7	45.5	172.3
4	Cabestany 1	66--Coc gymnastique	41.4	43.4	41.8	45.4	172.0
5	Tonneins	47--Gym pour tous sj tonneins	41.5	43.6	41.1	45.4	171.6
6	Bedarieux	34--Ass club athletique bedaricien gym	42.6	42.2	42.8	43.8	171.4
7	Uzes	30--Club de gymnastique uzetia	41.0	42.7	42.1	44.4	170.2
8	Boucau Tarnos	64--Sics Boucau Tarnos	41.8	40.8	43.2	44.3	170.1
9	Blaye	33--A.L.BLAYE GYM	42.9	40.8	40.8	45.0	169.5
10	Bazas	33--Us bazas omnisports	40.9	42.0	42.4	43.7	169.0
11	Muret	31--Le Ralliement	42.0	42.2	38.2	44.5	166.9
12	Bagnols sur cèze	30--Bagnols sur Cèze	40.2	40.2	41.3	43.4	165.1
13	Monflanquin	47--Monflanquin	41.7	37.7	40.4	43.6	163.4
14	Castelsarrasin	82--Le défi castelsarrasinois	40.8	41.6	37.8	42.5	162.7
15	Mende	48--Atout Sport Mendois	41.5	40.2	38.5	40.7	160.9
16	Cabestany 2	66--Coc gymnastique	39.2	34.5	42.3	43.7	159.7
17	St Estève	66--Gym club st esteve	40.2	39.2	38.1	41.7	159.2
18	Saint affrique	12--saga	41.2	37.5	40.3	39.4	158.4

5.2. Résultats individuels




	Gymnaste	Equipe	Annee					Total
1	CASTILLO MELINE	Clapiers	2005	10.5	11.2	11.4	11.5	44.6
2	RIETH MARINE	Clapiers	2004	10.8	11.1	11.1	11.3	44.3
3	AMIGUAS LINA	Perpignan	2004	10.3	11.7	10.6	11.6	44.2
4	LATREMOUILLE ROMANE	Clapiers	2004	10.4	10.9	11.3	11.4	44.0
5	LIMA CARINE	Cabestany 1	2003	10.2	11.4	11.2	11.1	43.9
6	KEMPF CAMILLE	Bedarieux	2005	10.9	10.8	11.6	10.5	43.8
7	FERRIERES ROMANE	Mende	2005	10.6	10.7	11.3	11.0	43.6
8	BAUDRY HOELENN	Blaye	2005	10.9	10.7	10.7	11.2	43.5
	DAUPHIN OLYMPE	Blaye	2006	10.8	10.0	11.3	11.4	43.5
10	FRENARD VICTORIA	Bordeaux CAM	2002	10.5	10.5	11.1	11.3	43.4
11	EJNAINI AMINA	Boucau Tarnos	2005	10.8	10.6	11.0	10.8	43.2
	MIRABEL ALICE	Bordeaux CAM	2004	10.8	10.4	11.0	11.0	43.2
13	CAZANOBES CARLA	Tonneins	2003	10.3	10.5	10.9	11.4	43.1
14	AUDABRAM CHLOÉ	Clapiers	2004	10.2	10.6	11.0	11.2	43.0
15	SERVAT JUSTINE	Tonneins	2004	10.2	10.9	10.3	11.5	42.9
16	DESPUJOLS JULIE	Bordeaux CAM	2004	10.4	10.6	10.3	11.5	42.8
	MOUNEYRE CECILIA	Bordeaux CAM	2003	10.5	10.5	10.8	11.0	42.8
18	GIRAUD LENA	Uzes	2005	10.5	11.0	9.8	11.3	42.6
	EL AANS KHADIJA	Tonneins	2005	11.1	10.4	9.9	11.2	42.6

20	MAURIES VICTOIRE	Perpignan	2004	10.9	10.6	9.7	11.2	42.4
	ROSIER MARGOT	Monflanquin	2005	10.7	10.2	10.4	11.1	42.4
22	PESQUET LUCIE	Perpignan	2006	10.3	10.4	10.5	11.1	42.3
	SAN NICOLAS ALIX	Cabestany 1	2002	10.4	10.8	9.6	11.5	42.3
	DOS SANTOS STELLA	Boucau Tarnos	2006	9.9	10.0	11.0	11.4	42.3
	SERVER CHLOE	Bordeaux CAM	2006	10.7	10.6	10.3	10.7	42.3
26	MABILAT OCEANE	Muret	2003	10.9	10.3	9.9	11.1	42.2
27	WOLMY ALYSSIA	Boucau Tarnos	2003	10.0	10.3	10.9	10.9	42.1
28	MERCIER MARIWENN	Muret	2003	9.7	10.6	10.4	11.3	42.0
	LAVAUD STELLA	Bazas	2003	10.2	10.7	10.2	10.9	42.0
	SEBA INES	Bedarieux	2006	10.5	10.3	10.5	10.7	42.0
31	SCHEVEIG ELISA	Cabestany 1	2002	10.5	10.7	9.1	11.6	41.9
	HERMET SOLENE	Uzes	2002	10.1	10.7	9.9	11.2	41.9
	PLESSIS MAYLIS	Bazas	2002	9.9	10.2	11.1	10.7	41.9
34	CHITTOFRATI AUDE	Bedarieux	2005	10.5	10.4	10.6	10.3	41.8
	DUPIN EMELINE	Tonneins	2002	9.9	10.6	10.0	11.3	41.8
	ALVEZ NOEMIE	Monflanquin	2004	10.5	10.2	10.0	11.1	41.8
37	TROMPESAUCE LOU	Bazas	2003	10.1	10.2	10.3	11.1	41.7
	DORNON TAÏNA	Bedarieux	2004	10.4	10.7	9.3	11.3	41.7
	CAUQUIL MARINE	Clapiers	2002	10.2	10.6	10.7	10.2	41.7
40	LAMBERT JULIE	Cabestany 1	2003	10.3	10.5	9.8	11.0	41.6
	BERAS SALOME	Uzes	2002	10.3	9.2	11.1	11.0	41.6
	DE OLIVEIRA AMANDINE	Bazas	2004	9.9	9.9	10.8	11.0	41.6
	LAUR ELINE	Bordeaux CAM	2003	10.3	10.1	10.2	11.0	41.6
44	ROUSSEL CHLOE	Uzes	2002	9.7	10.9	10.0	10.9	41.5
	DUFOUR DELPHINE	Saint affrique	2005	10.3	10.8	10.3	10.1	41.5
	SAGNA THIABA	Bagnols sur cèze	2005	10.1	10.8	10.1	10.5	41.5
47	CESNE LILOU	Castelsarrasin	2004	10.3	10.2	9.6	11.2	41.3
	BESNIER MAEVA	Tonneins	2003	9.3	11.0	9.8	11.2	41.3
49	SOUPITH MAYLIS	Muret	2005	10.8	10.5	9.5	10.4	41.2
	JULIEN CHIARA	Mende	2005	10.3	10.9	9.2	10.8	41.2
51	FISCHER CANDICE	Boucau Tarnos	2005	10.3	9.9	10.3	10.6	41.1
	BORRELLI TIPHAINE	Uzes	2006	9.5	10.0	11.1	10.5	41.1
53	MINDEGUIA ELISE	Boucau Tarnos	2005	10.7	9.6	9.4	11.2	40.9
54	CONSTANTIN DORIANE	Bazas	2005	10.5	10.9	9.4	9.9	40.7
	COOSERMANS LILY	Bedarieux	2006	10.7	10.0	8.7	11.3	40.7
56	GIARRIZZO AMELIA	Blaye	2006	10.1	9.8	9.7	10.9	40.5
57	TEXIER ANAIS	Blaye	2005	10.6	9.6	9.1	11.1	40.4
	VALLIER OMBELINE	Bagnols sur cèze	2004	9.9	9.3	10.3	10.9	40.4
59	BROU THAIS	Perpignan	2005	10.3	10.5	8.2	11.3	40.3
	BOISSONNADE SOLENE	Cabestany 2	2004	9.8	8.5	11.1	10.9	40.3
	BERKHANE LOUISA	Muret	2006	10.6	10.3	8.4	11.0	40.3
62	CHILLARD JEANNE	Bedarieux	2002	10.1	10.2	10.1	9.8	40.2
	LACROIX CARLA	Bagnols sur cèze	2004	10.1	9.0	10.0	11.1	40.2
64	BES AMBRE	Cabestany 1	2002	10.2	9.8	9.3	10.8	40.1
	CAPELLE LOANE	Uzes	2003	10.1	10.1	9.5	10.4	40.1
	CAPEL CHARLOTTE	Castelsarrasin	2006	10.4	10.7	9.1	9.9	40.1
67	MUTEY SOLYNE	Saint affrique	2006	10.4	9.2	10.1	10.3	40.0
68	SAPHORE ANGELE	Bazas	2004	10.1	9.4	9.7	10.7	39.9
	VIGNAUD LOU-ANN	Blaye	2005	10.6	10.3	8.0	11.0	39.9
	MALLOL LAURA	St Estève	2005	10.1	9.4	10.0	10.4	39.9
71	VAUTHIER ROMANE	Cabestany 2	2005	10.3	9.4	9.2	10.9	39.8
	MOND NOLWENN	Bagnols sur cèze	2004	9.3	9.9	10.3	10.3	39.8
73	HUMEAU VAIMITI	Perpignan	2004	10.4	6.9	10.9	11.4	39.6
	DUPLAS LISA	Cabestany 2	2003	9.1	9.5	10.7	10.3	39.6
	RUELLE MANON	Castelsarrasin	2004	9.1	10.6	9.6	10.3	39.6



76	BRIFEILLE ALICE	Monflanquin	2003	9.7	9.5	9.6	10.5	39.3
77	ERKILIC DAMLA	Muret	2005	9.5	10.4	8.2	11.1	39.2
78	PIGNOLET DE FRESNES LÉNA	Castelsarrasin	2006	9.3	10.1	9.4	10.2	39.0
79	FOUCHONET MANON	St Estève	2005	10.1	10.2	7.7	10.9	38.9
80	DURAND AMBRE	Blaye	2006	10.6	9.7	7.2	11.3	38.8
	GINGEMBRE MARION	Mende	2006	10.2	9.7	9.2	9.7	38.8
82	LAPLANCHE ZOE	Castelsarrasin	2005	10.8	7.7	9.2	10.8	38.5
	GANDOU LOLA	St Estève	2002	9.9	9.5	8.3	10.8	38.5
	ROUQUIER ELEA	St Estève	2004	10.1	10.1	8.9	9.4	38.5
85	BREGERAS EVA	Monflanquin	2006	10.5	7.8	9.0	10.9	38.2
86	VIGUIE LYDIE	Saint affrique	2002	10.3	9.2	9.3	9.1	37.9
	RANC JULIETTE	Bagnols sur cèze	2005	10.1	7.5	10.6	9.7	37.9
88	CARTILLON MAELLE	Boucau Tarnos	2004	10.0	8.2	9.4	10.2	37.8
89	MOURGES ALICE	Bagnols sur cèze	2006	8.5	10.2	8.0	10.9	37.6
90	LOPEZ CASSANDRA	Muret	2005	9.3	10.7	6.5	10.9	37.4
91	GUIBERT MARGUERITE MARIE	Saint affrique	2002	10.2	7.9	9.8	9.3	37.2
92	FERREIRA DA SILVA AURORA	Cabestany 2	2005	9.7	6.8	9.6	10.9	37.0
	MARLIERE MELODY	St Estève	2005	9.6	9.2	8.6	9.6	37.0
94	GANDOU LOICIA	St Estève	2002	9.6	8.7	10.6	8.0	36.9
95	HASLE LOU	Saint affrique	2004	9.1	8.3	9.7	9.7	36.8
	COULEAU MARIE	Monflanquin	2004	10.0	7.3	10.4	9.1	36.8
97	SOLIER EMMY	Saint affrique	2006	10.2	7.1	10.1	9.3	36.7
	JANNARELLY MIA	Mende	2005	10.1	8.9	8.5	9.2	36.7
99	VELASCO INESS *	Boucau Tarnos 1 (indiv) (indiv)	2004	10.0	8.1	8.7	9.4	36.2
10 0	MURCIA WENDY	Cabestany 2	2002	9.4	7.1	8.6	10.8	35.9
10 1	BRINGER CELIA	Mende	2005	10.4	8.0	8.8	8.2	35.4
10 2	HILLARY LAETITIA	Cabestany 2	2002	9.2	4.0	10.9	11.0	35.1
10 3	CAMPOS JULIETTE	Perpignan	2003	8.7	8.1	9.1	8.5	34.4
10 4	RODRIGUES STEPHANIE	Mende	2005	10.2	8.5	6.6	7.2	32.5
10 5	VIESSIERE ERICKA	Cabestany 1	2003	0.0	8.2	11.2	11.2	30.6
10 6	GRANIER JULIE	Clapiers	2003	10.1	0.0	6.8	11.0	27.9
10 7	BARALE CARLYN	Castelsarrasin	2004	0.0	7.6	8.6	10.2	26.4
10 8	AMAN CORRADINI ELSA	Tonneins	2004	0.0	11.1	0.0	0.0	11.1
10 9	GALLET CLARISSE	Monflanquin	2003	0.0	0.0	0.0	8.4	8.4

6. FEMININ NIVEAU5 11 + . SA_DA (individuels)

6.1. Résultats par équipes

	Equipe	Club					Total
1	Bordeaux CAM	33--C A M Bordeaux section gym artistique	44.7	45.7	42.5	45.8	178.7
2	Tonneins	47--Gym pour tous sj tonneins	43.2	44.6	42.2	45.1	175.1
3	Laverune	34--Gymnastique foyer rural laverune	43.2	44.4	41.8	45.5	174.9
4	Portet sur garonne	31--Portet gym	42.0	46.9	40.5	44.9	174.3
5	Perpignan	66--Uscm	43.0	43.2	41.9	45.6	173.7
6	Muret	31--Le Ralliement	42.2	44.7	42.6	44.0	173.5
7	Moissac	82--Moissac-gym	43.8	42.9	41.4	45.0	173.1
8	Castelnau le lez	34--GSL34.com - Castelnau le Lez	41.1	45.6	41.1	44.3	172.1
9	Bedarieux	34--Ass club athletique bedaricien gym	42.7	44.6	39.4	45.2	171.9
10	Montpellier MUC	34--MUC GYM	42.2	40.4	43.2	44.8	170.6
11	Bagnols sur cèze	30--Bagnols sur Cèze	43.5	42.2	39.3	43.1	168.1
12	Blanquefort	33--Entente sportive blanquefort	42.3	40.6	39.7	43.6	166.2
13	Biarritz	64--Equilibre Biarritz	42.4	40.8	39.7	42.3	165.2

6.2. Résultats individuels

	Gymnaste	Equipe	Annee					Total
1	GLUAIS LEAH	Bordeaux CAM	1999	11.3	12.0	11.1	11.5	45.9
2	CHANCHE SAHRA	Moissac	2001	11.1	11.2	11.0	11.8	45.1
3	ROBERT ANAIS	Muret	2001	11.1	12.0	10.8	11.1	45.0
	COURREGELONGUE AUDREY	Blanquefort	1990	11.0	11.7	10.7	11.6	45.0
5	BERRON JEANNE	Bordeaux CAM	1997	11.2	11.6	10.3	11.7	44.8
6	ANDREO MANON	Laverune	1996	11.1	11.2	10.6	11.8	44.7
7	ROQUES ANAE	Castelnau le lez	2003	10.4	11.9	11.0	11.3	44.6
8	CHIQERAY LUCIE	Tonneins	1997	11.0	10.4	11.3	11.8	44.5
9	WAECKERLE CHARLENE	Bedarieux	1998	10.8	11.5	10.4	11.5	44.2
	MIASOTTI LUDYVINE	Montpellier MUC	1997	10.7	11.7	10.7	11.1	44.2
11	MONTARIOLO TONIN LAURIE	Portet sur garonne	1998	10.5	11.8	10.6	11.2	44.1
12	BANSARD LUCILE	Laverune	1991	11.1	11.1	10.2	11.6	44.0
	PIERRE LAURY	Bordeaux CAM	1997	11.1	10.9	10.6	11.4	44.0
	MERIC LOUISE	Montpellier MUC	2000	10.4	11.5	11.0	11.1	44.0
15	PARANT MAELYS	Moissac	2003	11.1	10.7	10.7	11.4	43.9
16	DOUARD LAURIE	Portet sur garonne	1994	10.3	11.9	10.1	11.5	43.8
	MONTANO LAURINE	Tonneins	1999	10.6	12.1	10.4	10.7	43.8
18	MARTEL MARGAUX	Perpignan	1997	10.6	10.8	10.9	11.4	43.7
19	BOURGINE CLEMENCE	Bordeaux CAM	2001	10.9	11.2	10.2	11.2	43.5
	DUPONT LILOU	Bordeaux CAM	2001	11.1	10.7	10.5	11.2	43.5
21	LEMASSON EVE	Muret	2002	10.4	11.2	10.6	11.2	43.4
	BEIGNE LUCIE	Biarritz	2000	10.7	10.6	10.7	11.4	43.4
23	MC GROGAN MARGAUX	Perpignan	2001	10.7	10.9	10.5	11.1	43.2
	CAPDEVILLE AMBRE	Bedarieux	2001	10.7	11.4	9.7	11.4	43.2
25	SAVINE CHLOE	Perpignan	2003	10.9	10.5	10.1	11.5	43.0





	SIMEON LORIANE	Castelnau le lez	2000	10.1	11.6	9.9	11.4	43.0
27	DEROUBAIX LEA	Bedarieux	2001	10.8	10.8	10.0	11.3	42.9
28	LHUISSIER CELYA	Bagnols sur cèze	2004	10.5	11.4	10.2	10.6	42.7
29	MRABBAJ HANNA	Tonneins	2001	10.7	10.0	10.7	11.2	42.6
30	MORGADO CRISTIANA	Perpignan	2001	10.8	10.2	10.2	11.3	42.5
	BOUSCAUD CLEMENCE	Moissac	2005	10.9	11.1	9.7	10.8	42.5
32	COLOMBANI LISE	Muret	2002	10.1	10.0	11.1	11.2	42.4
33	ENEL VIRGINIE	Bordeaux CAM	1993	10.7	10.5	10.0	11.1	42.3
34	FOUICH KARINE	Perpignan	1978	9.8	10.8	10.2	11.4	42.2
35	LELOUP ESTELLE	Laverune	1994	10.2	10.7	10.6	10.6	42.1
36	NAEGELY MAEVA	Portet sur garonne	1996	9.8	10.7	10.0	11.4	41.9
	ETIENNE ELODIE	Bagnols sur cèze	1997	11.1	10.2	9.7	10.9	41.9
38	D'AQUINO ILHONA	Tonneins	1997	10.1	11.1	9.8	10.8	41.8
39	BARTOU CHLOE	Biarritz	2001	10.9	9.7	9.7	11.3	41.6
40	JOTTRAS SANTI	Castelnau le lez	2002	10.4	10.9	9.4	10.8	41.5
	KALTZ FLORA	Montpellier MUC	2002	10.3	9.1	11.0	11.1	41.5
	VINCENT ALEXIA	Tonneins	1993	10.9	10.7	9.0	10.9	41.5
	FOURESON FANTINE	Bagnols sur cèze	2004	10.7	9.9	10.0	10.9	41.5
44	BES JULIE	Blanquefort	1991	10.7	9.2	10.6	10.9	41.4
	AGULLO MAELLYS	Bedarieux	2002	10.2	10.9	9.3	11.0	41.4
	MEIZE MELANIE	Tonneins	1996	10.6	10.7	8.9	11.2	41.4
	GARRIGUES ILONA	Moissac	2001	10.7	9.9	10.0	10.8	41.4
48	NOEL GAU MAILYS	Muret	2003	10.5	10.5	10.0	10.2	41.2
49	POLBLANC CLAIRE	Portet sur garonne	1989	10.5	11.4	9.8	9.4	41.1
50	DELORME SOLENE	Bagnols sur cèze	2003	11.0	10.7	8.6	10.7	41.0
51	MONTAMAT ANAE	Muret	2002	10.2	10.5	10.1	10.1	40.9
52	KAMAR ELISA	Muret	2002	9.8	11.0	9.5	10.5	40.8
53	MATHEN CORALIA	Castelnau le lez	2006	10.2	9.9	9.5	10.8	40.4
54	MAGES CLARA	Portet sur garonne	2000	9.3	11.8	9.1	10.1	40.3
	BLANC CÉLIA	Bedarieux	2002	10.4	10.4	8.9	10.6	40.3
	BOUKHENOUNA MARISA	Bagnols sur cèze	2001	10.7	9.9	9.4	10.3	40.3
57	PAPERREUX MARYNE	Montpellier MUC	1996	10.8	7.3	10.5	11.5	40.1
58	SEMMELEBECK ALEXANDRA	Biarritz	2001	10.3	10.4	9.4	9.7	39.8
59	LOUBARIE EVA	Portet sur garonne	2006	10.7	9.1	9.1	10.8	39.7
60	CARDONA AURELIE	Laverune	1989	9.2	11.4	10.0	9.0	39.6
61	DEYLIAT EMELINE	Blanquefort	1997	9.4	10.9	9.7	9.2	39.2
62	ARIEL JAUFREY	Blanquefort	2001	10.3	8.8	8.7	11.0	38.8
63	TRICHET ELISE	Montpellier MUC	2000	10.3	8.1	9.6	10.7	38.7
64	LARRE MANON	Biarritz	1996	9.7	10.1	8.8	9.9	38.5
65	MABILY LORELY	Laverune	1997	9.6	6.6	10.4	11.2	37.8
	IRIARTBORDE CASADO CAMILLE	Biarritz	1998	10.5	9.0	9.9	8.4	37.8
67	LESCOMBES MELISSA	Moissac	2001	10.2	8.0	8.9	10.2	37.3
68	TARAIRE OPHÉLIE	Laverune	1995	10.8	5.4	10.1	10.9	37.2
69	GUILLEMOT MARIE	Biarritz	1998	9.8	8.8	8.3	9.7	36.6
70	JOLLY LEA	Moissac	2001	9.9	8.0	7.3	11.0	36.2
71	BONZI MANON	Bagnols sur cèze	2001	10.4	8.4	7.5	8.2	34.5
72	SOL MARION	Perpignan	1980	0.0	10.7	10.3	10.6	31.6
73	COSCUJUELA KAURY	Castelnau le lez	1999	0.0	10.3	10.7	10.5	31.5
74	KAMALESWARAN MAYLIE	Blanquefort	1994	10.3	0.0	8.3	10.1	28.7
75	CHAPIRON CLOTILDE	Castelnau le lez	2004	0.0	11.2	9.2	0.0	20.4
76	GSELL MARINE	Blanquefort	1991	0.0	0.0	0.0	0.0	0.0
	MARTIN ELISA	Bedarieux	2000	0.0	0.0	0.0	0.0	0.0
	MARTINEZ LISA	Montpellier MUC	2000	0.0	0.0	0.0	0.0	0.0

7. FEMININ NIVEAU3 11-18 ans . SA_DA (individuels)

7.1. Résultats par équipes

	Equipe	Club					Total
1	Cabestany	66--Coc gymnastique	34.7	36.2	36.9	37.1	144.9
2	Castelnau le lez	34--GSI34.com - Castelnau le Lez	34.0	36.3	38.4	35.6	144.3
3	Bagnols sur cèze	30--Bagnols sur Cèze	32.9	36.5	36.4	37.5	143.3
4	Gradignan PLG	33--PLG Gradignan	32.6	37.2	35.7	37.6	143.1
5	Le bouscat 2	33--Union Sportive Bouscataise Gym	33.3	36.0	36.7	36.5	142.5
6	Perpignan	66--Uscm	35.0	35.1	35.4	36.4	141.9
7	Muret 1	31--Le Ralliement	33.3	35.2	36.6	36.6	141.7
8	St Estève	66--Gym club st esteve	33.3	35.0	36.8	35.8	140.9
9	Muret 2	31--Le Ralliement	34.3	34.4	35.3	35.0	139.0
10	Villeneuve sur Lot	47--Cercle gymnique villeneuvois	33.1	33.5	34.4	37.9	138.9
11	Le bouscat 1	33--Union Sportive Bouscataise Gym	30.0	34.6	36.9	35.2	136.7

7.2. Résultats individuels

	Gymnaste	Equipe	Annee					Total
1	PEDRETTI ANGELINA	Le bouscat 2	2006	11.2	12.8	13.1	12.4	49.5
	MOULIN MORGANE	Bagnols sur cèze	2005	11.4	12.6	12.9	12.6	49.5
3	BOUILLOT LEA	Cabestany	2006	11.6	12.0	12.8	12.8	49.2
4	BLOT ANAÏS	Castelnau le lez	2003	11.5	12.6	12.2	12.6	48.9
5	BASSO ALEXIA	St Estève	2000	11.2	12.7	13.0	11.9	48.8
6	PUERTA ELOISE	Muret 1	2002	11.1	12.8	11.6	12.7	48.2
	CONSTANT LUCIE	Gradignan PLG	2004	10.7	12.2	12.7	12.6	48.2
8	CLICHE MARINE	Perpignan	2003	11.9	12.1	11.8	12.2	48.0
9	MARTIN LORIE	Villeneuve sur Lot	2002	11.6	11.0	12.3	13.0	47.9
10	PAGLI COLINE	Cabestany	2004	10.7	12.4	12.3	12.2	47.6
11	CADIER ELODIE	Bagnols sur cèze	2005	11.1	12.6	11.5	12.2	47.4
12	NOLLEVALLE LLORET EMMA	Cabestany	1999	12.1	11.8	11.5	11.8	47.2
	DUPIN CLARISSE	Le bouscat 2	2005	11.4	11.6	11.8	12.4	47.2
14	LAMMERTYN ALIZEE	Perpignan	2003	11.9	11.3	12.0	11.9	47.1
	DARFIN YAËLLE	Castelnau le lez	2006	10.7	11.8	13.1	11.5	47.1
16	PELIGRY LILI FLEUR	Castelnau le lez	2005	10.6	11.8	13.1	11.5	47.0
	BOUGARD EMMA	Gradignan PLG	2004	10.6	13.1	12.2	11.1	47.0
18	PYDEGADU OCEANE	Muret 1	2002	11.2	10.8	12.6	12.3	46.9
19	COULAMY FIDJI	Perpignan	2001	11.2	11.7	11.6	12.3	46.8
20	RATINEY MAE	Muret 2	2001	11.8	11.5	11.7	11.7	46.7
21	CALMES PERRINE	Cabestany	2003	11.0	11.7	11.8	12.1	46.6
22	DESENLIS EMILIE	Le bouscat 1	2001	10.2	11.0	12.5	12.3	46.0
	BOUKHENOUNA CALI	Bagnols sur cèze	2006	10.4	11.3	11.6	12.7	46.0
24	YOCUM STACY	Muret 1	2002	10.8	11.1	12.4	11.6	45.9
	CARRERE LISA	St Estève	2001	11.0	11.1	11.3	12.5	45.9
26	MIGLIAVACCA ANOUK	Muret 2	2001	10.7	10.9	11.9	12.3	45.8
	PALISSE CHLOE	Gradignan PLG	1999	11.3	11.7	10.0	12.8	45.8
28	DUQUESNE IRIS	Le bouscat 2	2003	10.7	11.6	11.8	11.6	45.7
29	TEIXIDO FLORA	St Estève	2002	11.1	11.2	12.5	10.7	45.5





30	COSTA BOÉ LEELOU	Castelnau le lez	2006	11.2	11.9	11.2	11.1	45.4
31	DESCAMPS LOU ANN	Castelnau le lez	2005	11.3	11.8	11.5	10.7	45.3
32	CARTRY ELEONORE	Muret 1	2003	11.0	11.3	11.1	11.6	45.0
33	LASSERRE CLEMENTINE	Villeneuve sur Lot	2001	10.0	11.0	11.5	12.4	44.9
34	CAPPELL ANNA	Bagnols sur cèze	2004	10.1	11.2	11.9	11.6	44.8
35	CONSTANT PAULINE	Gradignan PLG	2000	9.8	11.9	10.7	12.2	44.6
	CHEYLAC EGLANTINE	Le bouscat 2	2003	10.6	10.5	11.8	11.7	44.6
37	BELZUNCES JUSTINE	Muret 2	2001	10.8	12.0	10.6	11.0	44.4
38	RABY LOUISE	Le bouscat 2	2003	10.7	11.1	11.6	10.9	44.3
39	VIGNES NAOMI	Villeneuve sur Lot	2003	10.8	11.5	9.0	12.5	43.8
40	LESCOUTRA LEA	Le bouscat 1	2005	10.1	11.8	11.2	10.6	43.7
	LEVITTE AGATHE	Le bouscat 1	2003	9.7	11.8	12.0	10.2	43.7
42	MEILLIER SOLENE	Villeneuve sur Lot	2002	10.7	10.8	10.3	11.7	43.5
43	PEREZ AURELIE	St Estève	2003	10.8	10.4	10.8	11.4	43.4
44	JOLIVET MARIE	Muret 2	2001	11.7	8.7	11.7	10.5	42.6
45	CARBASSE CELIA	Perpignan	2000	10.3	9.4	11.0	11.0	41.7
46	PUIGVERT CHLOE	St Estève	2004	10.1	10.5	11.0	9.7	41.3
47	PAPIN NINA	Perpignan	2000	9.9	11.0	10.5	9.2	40.6
48	BUREL PHILLIPINE	Le bouscat 1	2002	0.0	10.8	12.4	12.3	35.5
49	CALLEJA BOUYSSONNIE MATHILDA	Villeneuve sur Lot	2002	10.0	0.0	10.6	10.4	31.0
50	BOUGARD LEA	Gradignan PLG	2000	10.3	6.5	10.8	0.0	27.6
51	VELCESCU BRINDUSA	Cabestany	1999	0.0	11.0	11.4	0.0	22.4

8. FEMININ NIVEAU6 11 + . SA_DA (individuels)

8.1. Résultats par équipes

	Equipe	Club					Total
1	Martignas	33--As martignas	42.4	45.1	44.7	45.9	178.1
2	Muret	31--Le Ralliement	41.8	43.0	42.2	45.1	172.1
3	Laverune	34--Gymnastique foyer rural laverune	42.3	43.5	39.1	45.2	170.1
4	Coursan	11--Gym Artistique Coursanaise	41.7	42.1	42.7	43.3	169.8
5	St Estève	66--Gym club st esteve	40.3	43.4	40.9	43.1	167.7
6	Lafrançaise 1	82--Judo gym club lafrançaise	38.5	44.4	39.0	43.8	165.7
7	Bordeaux CAM	33--C A M Bordeaux section gym artistique	40.7	42.5	37.8	43.2	164.2
8	Perpignan	66--Uscm	39.6	40.1	38.0	41.7	159.4
9	Auch	32--Auch	38.7	36.1	41.2	41.9	157.9

8.2. Résultats individuels

	Gymnaste	Equipe	Annee					Total
1	BUREAU ELODIE	Martignas	1991	11.3	12.0	11.7	12.0	47.0
2	GALIBERT JEANNE	Laverune	2004	10.9	11.1	11.1	11.4	44.5
3	CHARRIER MARINE	Martignas	2002	10.6	10.9	11.5	11.4	44.4
4	CHOLLET MELYNA	Martignas	2004	10.1	11.4	11.2	11.6	44.3
5	GUILHAUMON LÉA	Laverune	2003	11.2	11.2	10.0	11.1	43.5
6	MARIN CHLOE	Muret	2004	10.3	10.4	11.0	11.4	43.1
7	CLERCQ LAURIANE	St Estève	1998	10.4	10.8	10.6	11.1	42.9
	PLANES PAULINE	Auch	2004	10.3	10.5	10.6	11.5	42.9
9	PEDROZA PRUNE	Muret	2005	10.5	10.1	11.0	11.0	42.6
10	SEBAS TALISSA	Laverune	2006	10.4	10.8	9.9	11.4	42.5
	DANTAN OCEANE	Coursan	2001	10.5	10.6	10.4	11.0	42.5
	LOPEZ ANNA	Coursan	2001	10.7	10.0	10.7	11.1	42.5
13	WILBERT EMIE	Martignas	2002	10.4	10.8	10.3	10.9	42.4
	GIOTTI ANTINEA	Coursan	2004	10.4	10.7	10.6	10.7	42.4
	HAMMOUDI FLORA	Coursan	1997	10.1	10.8	11.0	10.5	42.4
16	CORDOMI CHLOE	Muret	2005	10.7	10.6	10.6	10.3	42.2
17	RODRIGUES DE ARAUJO AMBRE	Muret	2004	10.3	11.2	9.6	11.0	42.1
	DEROMAS AURORE	Lafrançaise 1	1985	10.4	10.7	9.9	11.1	42.1
19	GADE-SALOMON LAURE	Bordeaux CAM	2001	10.4	11.0	9.1	11.1	41.6
20	BLOUET MASSAT FLORA	Muret	2006	10.1	10.8	9.2	11.4	41.5
21	PEREZ MATHILDE	St Estève	2002	9.3	11.0	10.2	10.9	41.4
22	DURAN JULIETTE	Perpignan	2002	10.3	10.8	9.4	10.7	41.2
	VALADE GLORIANE	Auch	1998	9.8	10.7	9.7	11.0	41.2
24	NADOL CLARA	Bordeaux CAM	2001	10.4	10.5	9.3	10.8	41.0
25	AUDOIRE AMBRE	Bordeaux CAM	2003	10.1	10.5	9.4	10.7	40.7
26	FORNS MAGALI	Perpignan	2004	9.4	9.6	10.9	10.7	40.6
27	HAYDN ADELE	St Estève	1999	9.7	10.3	10.2	10.2	40.4
	VERTRAY MATHILDE	St Estève	2002	10.0	10.6	9.9	9.9	40.4
29	MEMIER MELANIE	Lafrançaise 1	1997	9.2	10.4	9.6	11.1	40.3
30	DELSOUC CASSANDRA	Lafrançaise 1	1996	9.0	11.0	10.2	9.9	40.1
31	BRUNET CARLA	St Estève	2003	10.2	11.0	7.9	10.9	40.0

	COSTES PAULINE	Lafrançaise 1	2003	9.4	11.5	9.3	9.8	40.0
33	SIMON CAMILLE	Muret	2004	10.0	9.3	9.3	11.3	39.9
34	FRANCERIE MARINE	Lafrançaise 1	2000	9.4	11.2	9.2	10.0	39.8
35	MEDJDABI YAËLLE	Laverune	2004	9.8	10.4	8.1	11.3	39.6
36	ROLLAND MARION	Perpignan	1998	9.8	11.0	8.4	10.0	39.2
37	LIGNIE LEANNA	Auch	2000	9.5	8.4	10.6	10.3	38.8
38	PLA MELANIE	Perpignan	2000	10.1	8.7	9.3	10.3	38.4
39	BOUIT CHELSEA	Bordeaux CAM	2001	9.1	8.7	9.4	10.6	37.8
40	HAYET ZOE	Bordeaux CAM	2002	9.3	10.5	8.0	9.4	37.2
41	ROUCHY MARION	Lafrançaise 1	1992	9.3	7.6	8.6	11.6	37.1
42	PLOUSEAU-GUEDE CHLOE	Bordeaux CAM	2000	9.8	8.2	9.7	8.8	36.5
43	BOURBON NINON	Coursan	2005	9.3	7.8	8.4	9.9	35.4
44	CREPIN LOUANE	St Estève	2003	9.7	8.4	8.8	8.4	35.3
45	YNHAO CHLOE	Auch	2000	9.1	6.5	7.5	9.1	32.2
46	OYANART NOÉLIE	Auch	2006	0.0	0.0	10.3	0.0	10.3
47	CABRITA JUSTINE	Perpignan	2002	0.0	0.0	0.0	0.0	0.0
	DELMAS ÉLOANE	Laverune	2003	0.0	0.0	0.0	0.0	0.0
	VALLADIER MAELYS	Laverune	2004	0.0	0.0	0.0	0.0	0.0
	MARIE LILAS	Auch	2002	0.0	0.0	0.0	0.0	0.0